

EXERCISE BOOK

TRAFFIC RULES EXAMINATION DRIVER'S CURRICULUM GUIDE

Trial Examination For Colour Blind
500 Question and Answers



START

**EXAMPLE
QUESTIONS-QUESTION
AND
ANSWER

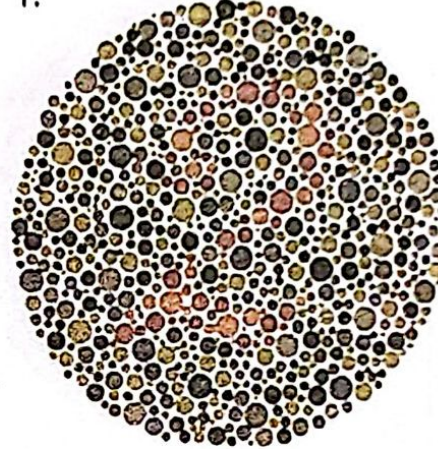
COMPUTERISED
THEORY TEST
(PART I)**

COLOR BLIND TEST

- (1) 75cm is the appropriate eye test distance for obtaining good result.
- (2) Color Blind Test is the prerequisite for driving test and thereafter to obtain driving license.
- (3) If a candidate fails to answer the 3 questions shown, he/she is advised to consult an eye specialist for further clarification on his/her vision status. This is to ensure he/she is qualified to sit for a driving test and obtain a driving license. (Doctor Result is not negative for Color Blind Test.)
- (4) The duration for the test is 15 minutes only.

Answer: What is the hidden number in the following picture?

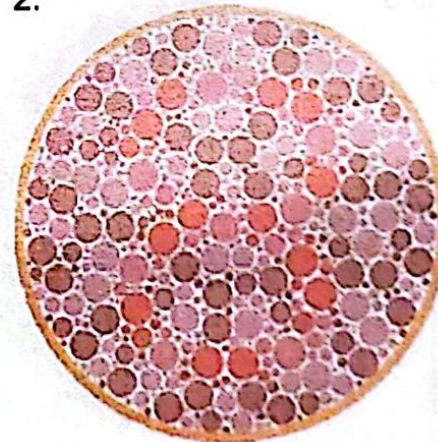
1.



☒ A. 2
☐ C. 8

☐ B. 3
☐ D. 9


2.



☐ A. 5
☒ C. 8

☐ B. 6
☐ D. 9


3.



☐ A. 6
☐ C. 9

☒ B. 10
☐ D. 8

4.



☒ A. 5
☐ C. 8

☐ B. 6
☐ D. 9

Answer: What is the hidden number in the following picture?


5.



☒ A. 9
C. 8

B. 6
D. 5

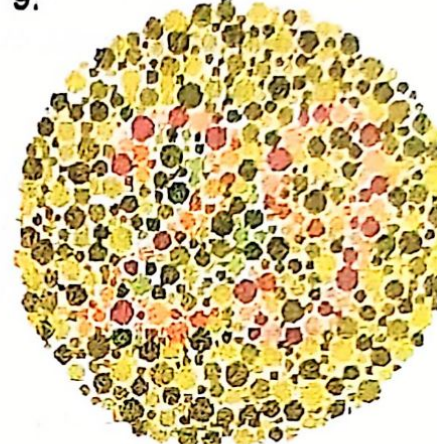
7.



☒ A. 5
C. 8

B. 6
D. 9

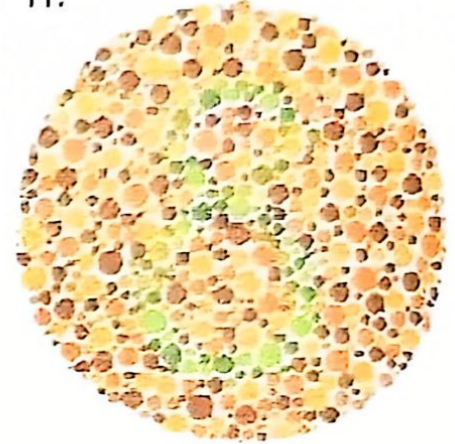
9.



A. 25
☒ C. 29

B. 28
D. 38

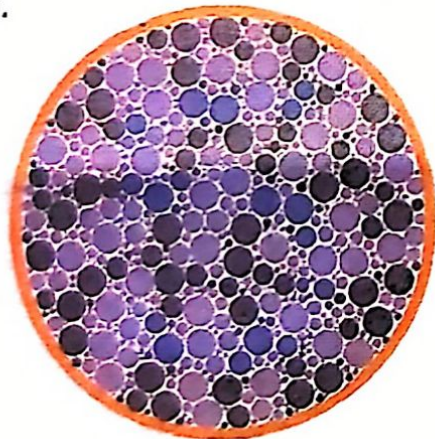
11.



A. 5
☒ C. 8

B. 6
D. 9


6.



☒ A. 5
C. 8

B. 6
D. 9


8.



A. 36
C. 66

☒ B. 56
D. 96


10.



☒ A. 45
C. 75

B. 46
D. 76

12.

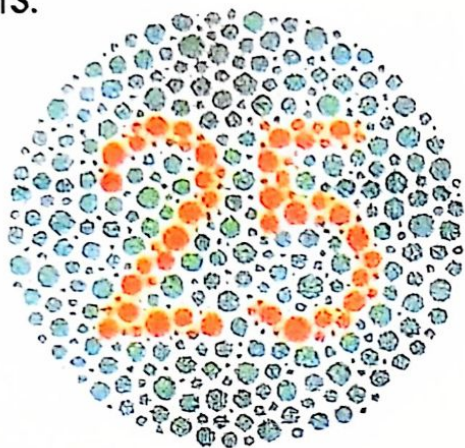


A. 5
C. 8

☒ B. 6
D. 9

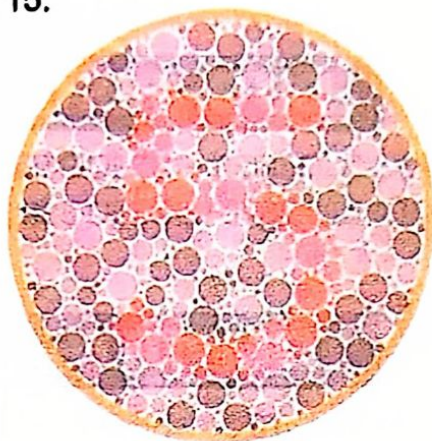
Answer: What is the hidden number in the following picture?

13.




- ☒ A. 25 ☐ B. 26
☐ C. 28 ☐ D. 29

15.




- ☒ A. 5 ☐ B. 6
☐ C. 8 ☐ D. 9

17.




- ☒ A. 12 ☐ B. 13
☐ C. 18 ☐ D. 19

19.



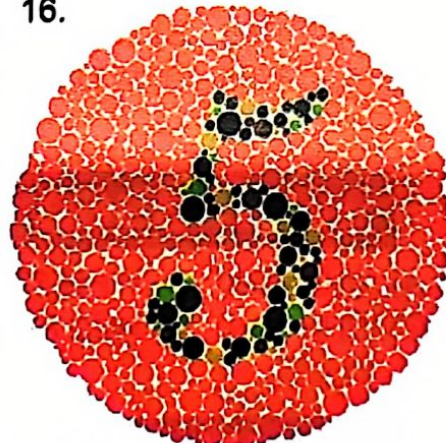
- ☐ A. 54 ☒ B. 74
☐ C. 55 ☐ D. 78

14.



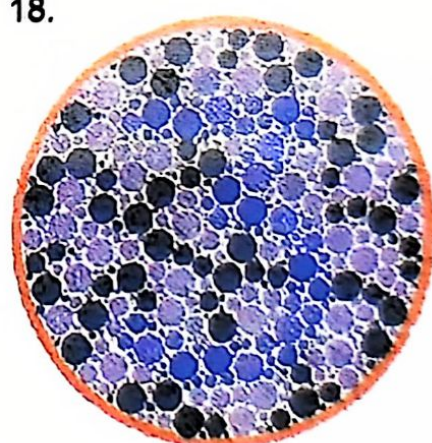
- ☐ A. 2 ☒ B. 6
☐ C. 8 ☐ D. 9

16.




- ☒ A. 5 ☐ B. 6
☐ C. 8 ☐ D. 9

18.



- ☒ A. 3 ☐ B. 6
☐ C. 8 ☐ D. 9

20.




- ☐ A. 5 ☐ B. 6
☒ C. 8 ☐ D. 9

DRIVING LESSON LEARNING CURRICULUM EXERCISE

Answer: 13.(A) 14.(B) 15.(A) 16.(A) 17.(A) 18.(A) 19.(B) 20.(C)

21. What is the shape hidden in the picture below?



- A. Ship B. Rectangle
C. Car D. Ship



- A. Circle and Square B. Triangle and Circle
C. Both are Circle D. Both are Rectangle



- A. Circle - Triangle and Rectangle B. Star - Square and Circle
C. Triangle - Star and Rectangle D. Both are Circle

ALPHABET, NUMBER AND COLOR TEST

- (1) If a candidate failed to answer all questions on alphabets, numbers and colors shown, he/she is advised to consult an eye doctor for further clarification on his/her vision status. This is to ensure that He/She is qualified to sit for a driving test to obtain a driving license.

- (2) The duration for the test is 2 minutes only.

Soalan: What is the alphabet and number?

1. **BJC 8690**

- A) BJC 8690 B) BJC 6690
C) BJJ 9890 D) BJC 8990

2. **OM 1676**

- A) OM 1676 B) ON 1876
C) OM 1978 D) OM 1878

3. **WJC 8705**

- A) WJC 9705 B) WJC 8706
C) WJC 8705 D) WJJ 9188

4. **WHH 8960**

- A) WHK 8990 B) WHH 8980
C) WHH 8960 D) WJC 8705

5. **WJH 718**

- A) WJH 718 B) WJB 719
C) WJH 616 D) WJR 716

Soalan: What is the color in the following?



- A) Red B) Green
C) Yellow D) Blue



- A) Red B) Yellow
C) Blue D) Green



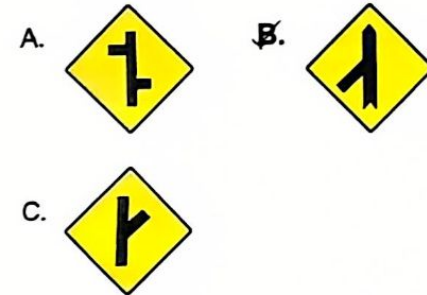
- A) Green B) Yellow
C) Red D) Blue




- A) Green B) Yellow
C) Blue D) Red

PART A TRAFFIC RULES GUIDES

1. Which is the sign for road junction with side road on left?



2. Which is the traffic sign for no speeding?



DRIVING LESSON LEARNING CURRICULUM EXERCISE

Answer: 21.(A) 22.(B) 23.(B) 1.(A) 2.(A) 3.(C) 4.(C) 5.(A) 6.(A) 7.(B) 8.(A) 9.(C)

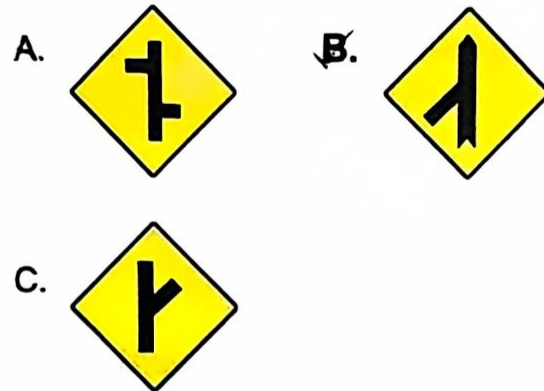
DRIVING LESSON LEARNING CURRICULUM

Answer: 1.(B) 2.(A) 3.(A) 4.(A) 5.(B) 6.(C)

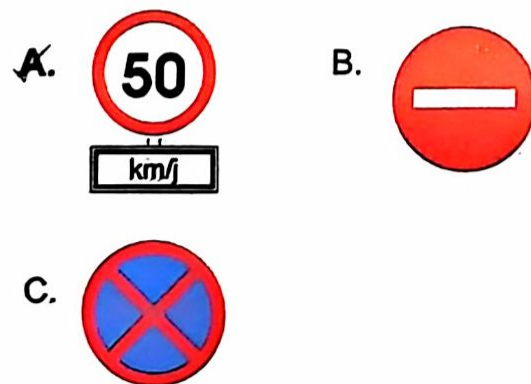
PART A

TRAFFIC RULES GUIDES

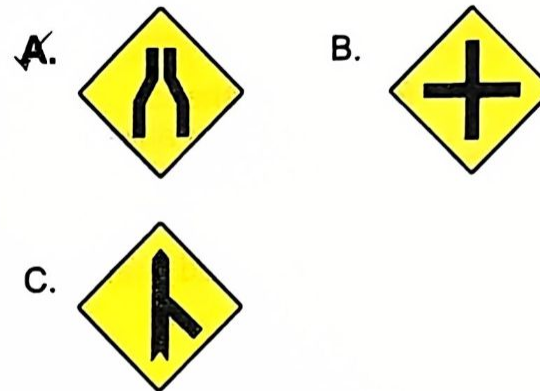
1. Which is the sign for road junction with side road on left?




2. Which is the traffic sign for no speeding?



3. Which is the traffic sign for narrow road ahead?



4. Which is the traffic sign for three-way junction?



5. Where would you encounter these traffic signs?



A. Town

C. Hospital

B. School

6. Where would you come across these temporary road signs?



A. Town

B. Housing area

C. Road under repair

7. What does this road sign stand for?



- A) Pedestrian crossing
- ☒ B) Level crossing with gates
- C) Level crossing with automatic gates

8. What does this road sign stand for?




- A) Caution
- B) Obstruction ahead
- ☒ C) Traffic lights ahead

9. What does this road sign mean?



- ☒ A) Forked road
- B) Dual carriageway
- C) Start of highway

10. Pick the **CORRECT** meaning of this traffic sign:



- A) Road bend ahead
- B) One-way street ahead
- ☒ C) Obstruction ahead

11. What does this road sign stand for?



- A) Right turn only
- B) May proceed straight or turn left only
- ☒ C) May proceed straight or turn right only

12. What does this road sign **ACTUALLY** mean?



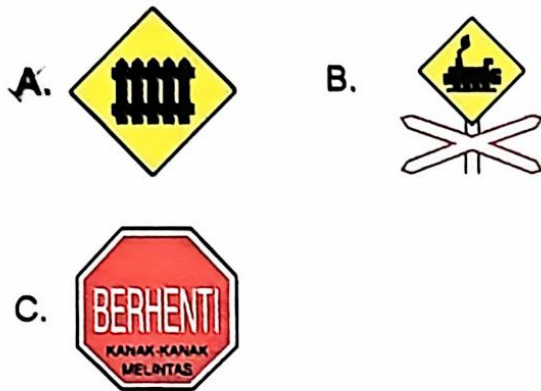
- A) Heavy vehicles use right lane
- B) Fast vehicles use left lane
- ☒ C) Slow vehicles use left lane

13. What should you do when you see this road sign?



- A) Slow down your vehicle to allow children to cross
- B) Stop your vehicle and switch off the engine until the signal from the traffic warden
- ☒ C) Stop your vehicle and allow the children to cross

14. Which is the road sign for **stop and wait until gate opens**?

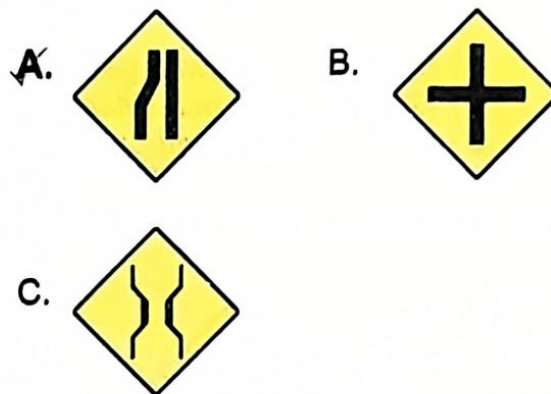


15. What may **NOT** be done when driving in this area?

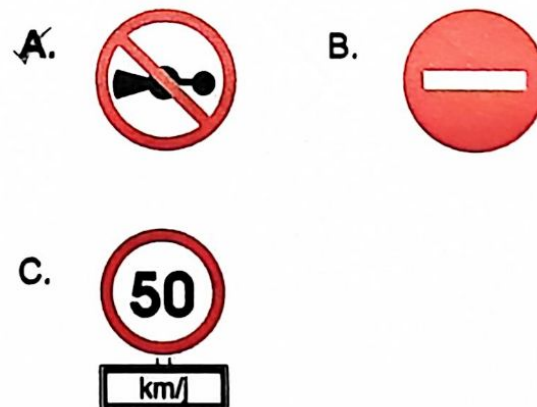


- A) *Drive with caution*
 B) *Accelerate your vehicle*
 C) *Decelerate your vehicle*

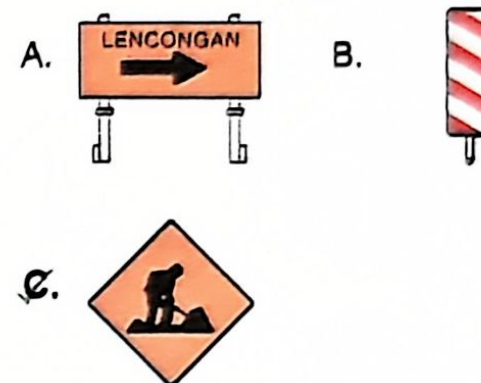
16. Which is the road sign that says: **give way to oncoming vehicles on your right?**



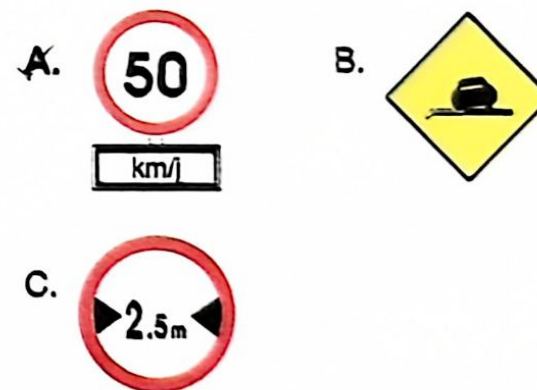
17. A driver was summonsed for honking in the vicinity of a hospital. Which traffic sign did the driver **not** comply with?






18. Which the traffic sign indicates **road under repair?**



19. Which traffic sign indicates **no speeding?**



20. Pick the **CORRECT** traffic sign that says **straight through or turn right**.

- A. 
- B. 
- C. 

21. What does this traffic sign say?



- A) No left turn
- B) No right turn
- C) No parking

22. Where would you encounter these traffic signs?



- A) Level crossing with gates
- B) Level crossing with automatic gates
- C) Level crossing without gates

23. What does this traffic sign indicate?



- A) Give way to traffic ahead
- B) Obstruction ahead
- C) Stop sign ahead

24. Pick the **CORRECT** meaning corresponding to this traffic sign.



- A) One-way street
- B) Ascending road
- C) Dual carriageway

25. Choose the **CORRECT** meaning of the traffic sign below:



- A) Detour ahead
- B) Left bend sign
- C) Right bend sign

26. What does this traffic sign mean?



- A) Slow down and turn left only
- B) Slow down and make U-turn
- C) Slow down and turn right only

27. What must be done upon encountering this road sign?




- A) Honk if blind people are crossing
- B) Proceed if blind people are crossing
- C) Slow down and stop if blind people are crossing**

28. What does this traffic sign stand for?



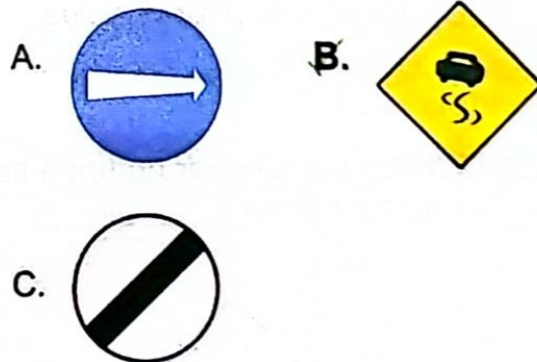
- A) Comply with specified speed limit**
- B) Caution, traffic police ahead
- C) Approach bend with caution

29. What may **NOT** be done upon seeing this traffic sign?




- A) Overtaking permitted**
- B) No U-turn allowed
- C) Use a lower gear

30. Overtaking in spite of which of these traffic signs may lead to danger?



31. Pick the **CORRECT** traffic sign denoting **staggered junction**.




32. What should one do upon seeing this traffic sign?



- A) Stop the vehicle
- B) Requires long braking distance
- C) Give way to vehicles from the right**

33. What does this traffic sign indicate?



- A) Give way to traffic ahead
- B) Obstruction ahead**
- C) Stop sign ahead

34. Pick the **CORRECT** sign indicating narrow road ahead.



35. You committed an offence by riding your motorcycle. Which one of these traffic signs was not complied with?



36. Choose the **CORRECT** statement for this traffic sign.



- A) U-turn permitted for all vehicles
- B) No U-turn for vehicles**
- C) No right turn for vehicles

37. What must a driver do upon seeing this traffic sign?



- A) May make a U-turn
- B) Use a high gear
- C) Use a low gear**

38. What must a driver do upon seeing this traffic sign?



- A) Turn right only**
- B) Turn left only
- C) Make a U-turn

39. What does this traffic sign stand for?



- A) Start of dual carriageway
- B) End of divided highway**
- C) Start of divided highway

40. The distance to Kuantan from this traffic sign is:

2

Temerloh	67 km
Maran	117 km
Kuantan	193 km

- A) 67 km
- B) 76 km
- ☒ C) 193 km

41. What does this traffic sign indicate?



- A) Only these types of vehicles allowed on this road
- ☒ B) Only these types of vehicles not allowed on this road
- C) No parking for these types of vehicles on this road

42. Choose the **CORRECT** statement corresponding to this traffic sign.



- ☒ A) Narrow road ahead.
- B) Narrow road behind
- C) Narrow bridge ahead

43. What must a driver do upon seeing this traffic sign?



- A) Slow down the vehicle, change to a high gear and be prepared to stop
- B) Slow down the vehicle, change to a low gear and be prepared to stop
- ☒ C) Slow down the vehicle, change to a low gear and no overtaking

44. Pick the **CORRECT** road sign indicating **divided road ahead**.



45. Choose the **CORRECT** answer.



46. In which area would you see this traffic sign while driving?




- A) Housing
B) Construction
☒ C) Tunnel

47. Pick the **CORRECT** statement corresponding to this traffic sign.



- A) No entry
☒ B) No stopping
C) No overtaking

48. Pick the **CORRECT** traffic sign for signal before making turn.



49. Pick the **CORRECT** traffic sign for give way to traffic from right.



50. What is the **permitted** parking distance for this area?



- A) 1 metre
B) 2 metres
☒ C) 3 metres

51. What is the **CORRECT** meaning of this traffic sign?



- ☒ A) No entry for vehicles
B) No stopping for vehicles
C) No overtaking by vehicles

52. Pick the **CORRECT** action corresponding to this traffic sign.



- A) No overtaking
- B) Use a high gear
- C) May make U-turn

53. What does this traffic sign mean?



- A) Three-way junction ahead
- B) Right junction
- C) Left junction

54. Choose the **CORRECT** statement corresponding to this traffic sign.



- A) Slippery road ahead; slow down the vehicle and no overtaking
- B) Landslide ahead; slow down the vehicle and change to a low gear
- C) Winding road; slow down the vehicle and no overtaking

55. Pick the **CORRECT** action corresponding to this traffic sign.



- A) Road under repair
- B) Soft road shoulder on left
- C) Construction materials piled on road side

56. Pick the **CORRECT** action corresponding to this traffic sign.



- A) Slow down the vehicle, change to a high gear and proceed
- B) Stop the vehicle, change to a low gear and proceed
- C) Slow down the vehicle, change to a low gear and proceed

57. Pick the **CORRECT** meaning corresponding to this traffic sign.



- A) One-Way street
- B) Ascending road
- C) Dual carriageway

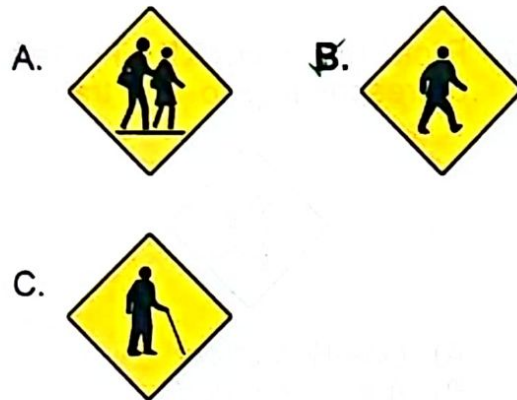
58. Pick the **CORRECT** action corresponding to this traffic sign.



- A) Proceed straight and accelerate

- B)** Slow down, stop and proceed when the gate opens
C) Stop the vehicle and inform the guard on duty that you intend to cross

59. Pick the **CORRECT** road sign indicating **pedestrian crossing**.

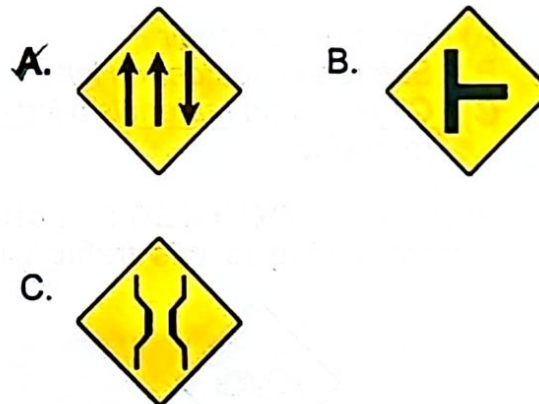


60. The action a driver **MUST** take when passing through a road with this road sign:

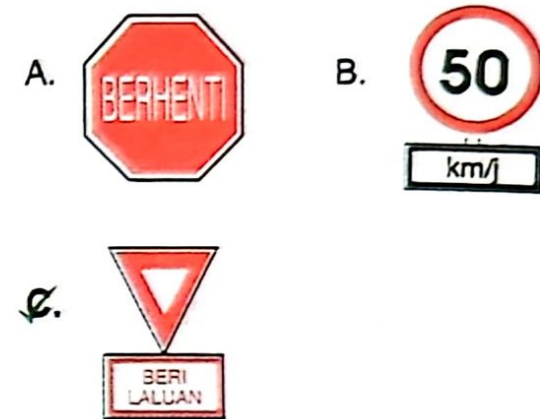


- A)** Drive with care
B) May overtake
C) Drive in high gear


61. Pick the **CORRECT** traffic sign corresponding to **slow moving vehicles keep left**.




62. Pick the **CORRECT** traffic sign corresponding to **give way to vehicles from the right**.



63. Which one is a **TEMPORARY** road sign?



64. Pick the **CORRECT** traffic sign corresponding to the action **change to low gear**.



65. What must a driver do when driving along a road with this traffic sign?



- A) Slow down the vehicle, no overtaking and drive cautiously.
 B) Slow down the vehicle, change to a high gear and drive cautiously.

- C) Slow down the vehicle, free gear and drive towards the right.

66. Pick the **CORRECT** meaning of this road sign.



- A) No entry for vehicles exceeding 3.5 metres in width
 B) No entry for vehicles exceeding 3.5 metres in height
 C) No entry for vehicles less than 3.5 metres in height

67. Pick the **CORRECT** meaning for this road sign.



- A) Right bend
 B) Turn right only
 C) Right detour

68. Pick the **CORRECT** meaning for this road sign.



- A) Forked road
 B) Three-way junction ahead
 C) Left junction

69. Choose the **CORRECT** meaning for this road sign.



- A) Sign board showing distance
 B) Taiping, turn left, 74-km journey
 C) Sign board showing direction

70. Choose the **CORRECT** meaning for this road sign.



- A) Obstruction
- B) Obstacle
- ☒ C) Detour

71. What is the **CORRECT** meaning of this road sign?



- A) Church ahead
- B) Stop ahead
- ☒ C) Crossroads ahead

72. What **must** a driver do when driving along a road with this traffic sign?



- A) Slow down the vehicle, change to a low gear and keep right

- ☒ B) Slow down the vehicle, drive cautiously and no overtaking
- C) Honk and proceed at the same speed

73. Pick the **CORRECT** action corresponding to this road sign:



- A) Stop and remain stationary until the railway gate is opened
- B) Slow down and proceed if the railway gate does not obstruct
- ☒ C) Slow down and proceed if no train passes through the area

74. In both these areas, a driver must:



- A) accelerate.
- ☒ B) slow down.
- C) use the hazard lights

75. In which area would you see this traffic sign while driving?




- A) Housing
- B) Construction
- ☒ C) Tunnel

76. Pick the **CORRECT** traffic sign corresponding to the action below:

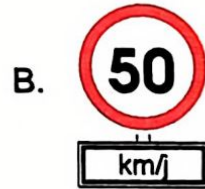
- I) Slow down the vehicle
- II) Give signal before making a turn
- III) May turn right or left at the junction





77. Pick the **CORRECT** traffic sign corresponding to the action below:

- I) *Slow down the vehicle*
- II) *Stop before the white line*
- III) *Look left and right*
- IV) *Proceed if no vehicles*



78. Pick the **CORRECT** traffic sign for end of speed limit:





79. **Action to be taken** by a driver driving along a road with this traffic sign:



- A) *Stop the vehicle abruptly without any consideration for the vehicles behind*
- B) *Accelerate and proceed as usual*
- ☒ C) *Slow down the vehicle, keep to the correct lane and comply with the traffic lights*

80. Pick the **CORRECT** traffic sign corresponding to: **may make U-turn.**



81. Pick the **CORRECT** meaning of this traffic sign:



- ☒ A) *No entry for motorcycles*
- B) *No parking for motorcycles*
- C) *Entry for motorcycles only*

82. Pick the **CORRECT** meaning of this traffic sign:



- ☒ A) *Left bend*
- B) *Intersection on left*
- C) *Turn left*

83. Pick the **CORRECT** meaning of this traffic sign:



- A) Side road on left
- B) Main road on right
- ☒ C) Right junction with side road

84. Pick the **CORRECT** meaning of this traffic sign:



- A) Zoo ahead
- B) Wild animal crossing
- ☒ C) Cattle crossing zone

85. Pick the **CORRECT** meaning of this traffic sign:



- A) Road bend ahead
- B) One-way street ahead
- ☒ C) Obstruction ahead

86. Pick the **CORRECT** meaning of this traffic sign:



- ☒ A) Hump ahead
- B) Winding road
- C) Traffic lights ahead

87. Pick the **CORRECT** meaning of this traffic sign:



- A) Telecoms shop ahead
- ☒ B) Public telephone ahead
- C) No parking of vehicles within 800 metres


88. Pick the **CORRECT** action corresponding to this road sign:



- A) Slow down and be prepared to overtake the vehicle in front

- ☒ B) Slow down, drive cautiously and no overtaking
- C) Slow down, drive cautiously and may make U-turn if necessary

89. Choose the **CORRECT** traffic sign for no parking:



90. Choose the **CORRECT** answer based on the traffic sign and the information given below:




91. Where would one encounter these traffic signs while driving?



A) Urban area

- B) Hilly area
C) Seashore

92. Choose the **CORRECT** traffic sign for no entry:



93. Pick the **CORRECT** traffic sign for no parking:



94. What action is required of a driver driving along a road with this traffic sign?



- A) Accelerate
B) Make a turn without giving signal
C) Drive in the correct lane

95. Choose the **CORRECT** traffic sign corresponding to all the statements below:

- I) Plan your direction
II) Choose the correct lane
III) Slow down
IV) Right of way to vehicles from the right



96. Pick the **CORRECT** meaning of this traffic sign:



- A) No stopping
- B) No honking**
- C) No right turn

97. Choose the **CORRECT** answer corresponding to this traffic sign:



- A) Slippery carriageway
- B) Road damaged
- C) Soft road shoulder**

98. Choose the **CORRECT** answer corresponding to this traffic sign:



- A) Y-junction
- B) Main road on left
- C) Junction with side road on left**

99. Choose the **CORRECT** answer corresponding to this traffic sign:



- A) One-way street
- B) Left lane closed to traffic**
- C) Right lane closed to traffic

100. Pick the **CORRECT** action corresponding to this road sign:



- A) Stop after white line
- B) Stop before white line**
- C) Stop for children to cross

101. Pick the **CORRECT** action corresponding to this road sign:



- A) Give way to oncoming vehicles**
- B) Honk for oncoming vehicles before turning right

- C) Do not give signal if turning right

102. Pick the **CORRECT** statement corresponding to this traffic sign:



- A) No honking**
- B) Priority to pedestrians
- C) Park your vehicle at the hospital entrance

103. Choose the **CORRECT** answer corresponding to this traffic sign:




- A) End of speed limit
- B) Road hazard**
- C) Landslide ahead

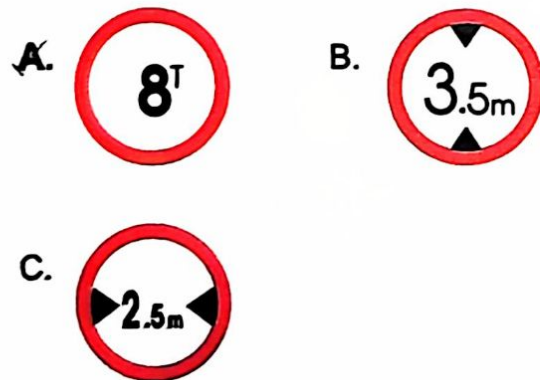
104. Choose the **CORRECT** traffic sign corresponding to the action below:

- I) Stop in correct lane
- II) Drive with caution

III) Beware of vehicles entering and exiting at intersection



105. Pick the **CORRECT** traffic sign corresponding to: **no entry for overloaded vehicles.**



106. Action to be taken by driver passing a road with this traffic sign:



- A) Honk and accelerate
 B) Slow down, honk and proceed
 C) Slow down, drive with caution and follow instruction of traffic warden

107. Choose the **CORRECT** answer corresponding to this traffic sign:




- A) Stop ahead
 B) Obstruction ahead
 C) Detour ahead

108. Pick the **CORRECT** traffic sign corresponding to: **dead end.**



109. Choose the **CORRECT** answer corresponding to this traffic sign:



- A) Weighbridge station
 B) Parking lot for lorries
 C) All lorries wait here

110. Choose the **CORRECT** traffic sign matching the action below:

- I) Slow down
 II) Pay attention while driving
 III) Be prepared to brake suddenly



111. Pick the **CORRECT** action matching this road sign:



- A) Keep away from left lane
- B) Use right lane
- ☒ C) No overtaking in this zone

112. Pick the **CORRECT** meaning of this traffic sign:

- ☒ A) Slippery road
- B) Road damaged
- C) Uneven road



113. Choose the **CORRECT** answer corresponding to this traffic sign:



- A) Left lane closed to traffic
- ☒ B) Middle lane closed to traffic
- C) Right lane closed to traffic

114. Choose the **CORRECT** meaning of this traffic sign:



- A) Slippery road
- ☒ B) Uneven road
- C) Uneven bridge

115. Choose the **CORRECT** answer corresponding to this traffic sign:



- A) No left turn
- ☒ B) No right turn
- C) No through road

116. Pick the **CORRECT** action corresponding to this traffic sign:

118. Which is the **CORRECT** action corresponding to this traffic sign?



- ☒ A) Signal if making left turn
- B) Give way to traffic from right
- C) Signal if making right turn

117. Choose the **CORRECT** answer corresponding to this traffic sign:



- A) Unladen vehicles only
- B) Vehicles with laden weight exceeding 8 tons only
- ☒ C) Vehicles with laden weight not exceeding 8 tons only



- A) Slow down and give way to oncoming vehicles
- B) Slow down and give way to vehicles from the right
- C) Slow down and proceed even if there are oncoming vehicles

119. Choose the **CORRECT** traffic sign matching landslide:



120. "A driver approaching this area must stop, look left and right and proceed if no traffic." Choose the **CORRECT** traffic sign for the area concerned:



121. Pick the **CORRECT** traffic sign corresponding to: **no stopping**.



122. Pick the **CORRECT** traffic sign corresponding to **through road or turn right only**.



123. Pick the **CORRECT** traffic sign matching the action below:

- I) Give early signal
- II) Watch rear view mirror
- III) Make U-turn




124. Choose the **CORRECT** answer corresponding to this traffic sign:



- A) Veterinary clinic
- B) Health centre**
- C) Red Crescent Society home

125. Choose the **CORRECT** traffic sign matching the action below:

- I) Slow down
- II) Change to a low gear
- III) Dangerous bend ahead



126. Choose the **CORRECT** meaning of the traffic sign below:



- A) No stopping of bicycles
- B) Bicycles on sale here
- C) Bicycles allowed in this lane**

127. Pick the **CORRECT** meaning of this traffic sign:



- A) Blind people crossing
- B) Pedestrian crossing**
- C) Disabled people crossing

128. What is the **CORRECT** meaning of this traffic sign?



- A) Disabled people crossing**
- B) Residence for the disabled
- C) Invalid carriageway

129. Choose the **CORRECT** meaning of the traffic sign below:



- A) Detour ahead
- B) Left bend sign
- C) Right bend sign**

130. What is the **CORRECT** action matching this traffic sign?



- A) Slow down and allow pedestrians to pass
- B) Slow down and give way to smaller vehicles
- C) Slow down and give way to traffic from the right**

131. What is the meaning of and the **CORRECT** action matching this traffic sign?



- A) Accident area; slow down the vehicle
- B) Camping area; drive cautiously
- ☒ C) Landslide area; drive cautiously

132. Pick the **CORRECT** meaning matching this traffic sign:



- A) Blind people crossing area
- B) Disabled people crossing area
- ☒ C) School pupils crossing area

133. Pick the **CORRECT** answer matching this traffic sign:



- A) Broken down vehicles will be towed to workshop
- ☒ B) Towing zone
- C) Crane in operation

134. Pick the **CORRECT** meaning matching this traffic sign:



- ☒ A) Cross wind area
- B) Playground
- C) Heavy rainfall area

135. Choose the **CORRECT** traffic sign corresponding to: **distance information.**

A



B



☒ C.





136. Choose the **CORRECT** traffic sign corresponding to: **no U-turn.**





137. Choose the **CORRECT** traffic sign corresponding to: **no entry for trishaws, bullock carts, bicycles and three-wheelers.**






138. Choose the **CORRECT** traffic sign for **ascending lane.**



139. Choose the **CORRECT** traffic sign for: **parking area.**



140. Pick the **CORRECT** traffic sign for: **two-way traffic.**



141. Pick the **CORRECT** action matching this traffic sign:



- A) No stopping for motorcycles
- B) Motorcycle parking permitted in this area
- C) Motorcycles may use this lane

142. Pick the **CORRECT** meaning for this traffic sign:



- A) Filling station
- B) Air pump here
- C) Car wash here

143. Pick the **CORRECT** answer matching this traffic sign:



- A) Narrow road ahead
- B) Narrow lane ahead
- C) Narrow bridge ahead

144. Which is the **CORRECT** answer matching this traffic sign:



- A) *Detour ahead*
- ☒ B) *Direction sign for left bend*
- C) *Direction sign for right bend*

145. Which is the **CORRECT** answer matching this traffic sign:



- A) *Narrow road*
- B) *One-way street*
- ☒ C) *Follow direction of arrow*

146. Choose the **CORRECT** meaning for this traffic sign:




- ☒ A) *Ascending lane*
- B) *Forked road*
- C) *Double carriageway*

147. Choose the **CORRECT** meaning for this traffic sign:




- A) *No entry for vehicles exceeding weight limit*
- B) *No entry for vehicles exceeding height limit*
- ☒ C) *No entry for vehicles exceeding width limit*

148. Pick the **CORRECT** answer matching this traffic sign:



- A) *Bus repair area*
- B) *Vehicle parking area*
- ☒ C) *Bus stop*

149. "A driver was summoned for waiting at an unauthorised spot."
Choose the **CORRECT** traffic sign matching the above statement:




150. How would you avoid an accident in this area?



- A) *Slow down the vehicle and keep to the right lane*
- B) *Slow down the vehicle and use headlights*
- ☒ C) *Slow down the vehicle and use a low gear*

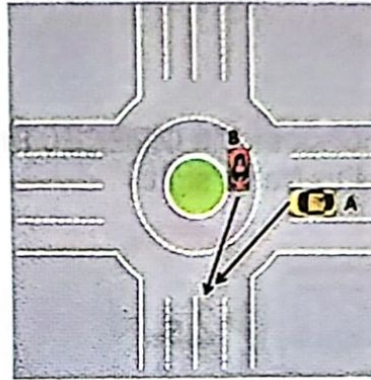
Part B

1. Lane X is closed to traffic owing to repair. Choose the CORRECT statement about this diagram:




- A) Vehicles on lane X should merge into lane Y alternately.
 B) Vehicles on lane Y do not have to give way to vehicles in lane X.
 C) Vehicles in lane X have to turn back.

2. Choose the CORRECT statement for this diagram:



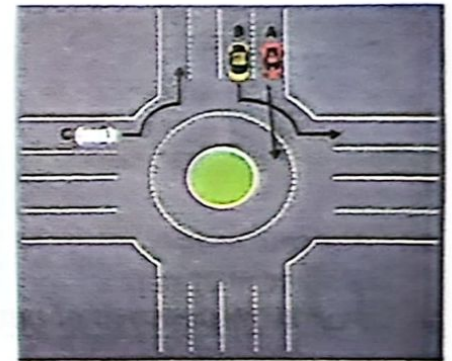
- A) Vehicle B has to give the right of way to vehicle A.
 B) Vehicle A has to give the right of way to vehicle B.
 C) Vehicle A has to accelerate upon seeing vehicle B.

3. Choose the CORRECT statement for this diagram:



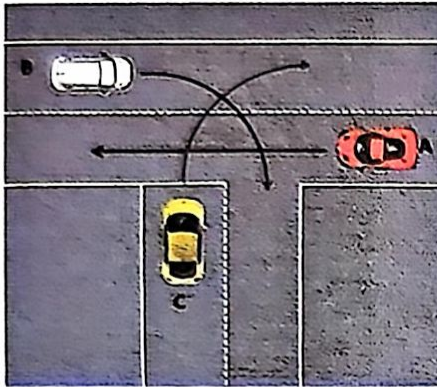
- A) The vehicle in lane B may enter lane A.
 B) The vehicle in lane B has to give way to the vehicle in lane A.
 C) The vehicle in lane A has to give way to the vehicle in lane B.

4. Select the CORRECT statement for this diagram:




- A) Vehicle A is in the correct lane.
 B) Vehicle B is in the correct lane.
 C) Vehicle C is in the correct lane.

5. Select the CORRECT statement for this diagram:




- A) Vehicle B gives way to vehicle C.
- B) Vehicle A gives way to vehicle B.
- ☒ C) Vehicle B gives way to vehicle A.

6. While on the highway, driver A drives slowly in lane Y.
Which statement is CORRECT about this diagram?



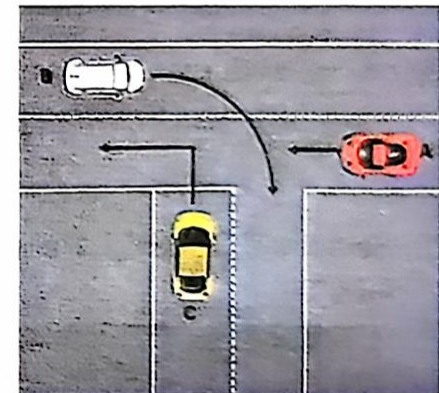
- ☒ A) Driver A should change to lane X.
- B) Driver A is in the correct lane.
- C) Driver A has exceeded the prescribed speed limit.

7. Choose the FALSE statement for this diagram:




- A) The vehicle in lane B may enter lane A.
- B) The vehicle in lane B has to give way to the vehicle in lane A.
- ☒ C) The vehicle in lane A does not have to give way to the vehicle in lane B.

8. Select the INCORRECT statement for this diagram:



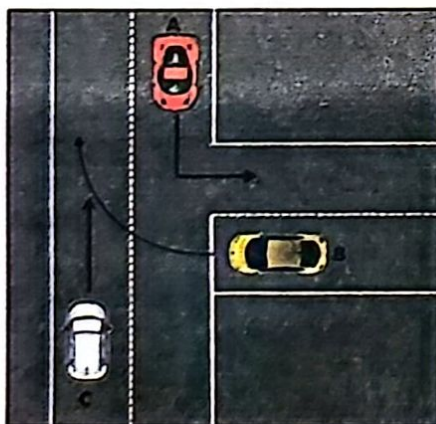
- ☒ A) Vehicle A gives way to vehicle B.
- B) Vehicle C gives way to vehicle B.
- C) Vehicle C gives way to vehicle A.

9. Select the CORRECT statement for this diagram:




- A) The vehicle in lane Y has to give way to the vehicle in lane Z.
- B) The vehicle in lane X has to give way to the vehicle in lane Y.
- C) The vehicle in lane Y has to give way to the vehicle in lane X.**

10. Select the CORRECT answer for this diagram:



- A) *Vehicle C should give way to vehicle B.*
- B) Vehicle B should give way to vehicle C.**
- C) *Vehicle B should give way to vehicle A.*

11. Select the CORRECT answer for this diagram:



- A) Vehicle A gives way to vehicle B.**
- B) *Vehicle B gives way to vehicle A.*
- C) *Vehicle B gives way to vehicle C.*

12. What steps should be taken by driver A who wants to turn to the right?



- A) Give the signal to turn right, give way to the vehicles coming from the opposite direction and turn**
- B) *Turn while ignoring vehicles from the opposite direction*
- C) *Give way to vehicles coming out of the junction*

13. Based on the diagram, what should driver AB do?



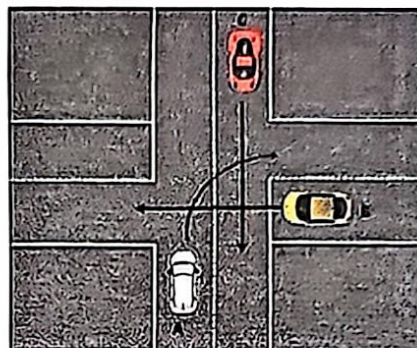
- A) Allow vehicle AC to pass.
- B) Allow vehicle AD to pass.**
- C) Allow vehicles AC and AD to pass.

14. Upon reaching junction X, the driver of the vehicle:




- A) need not give direction signal or stop his vehicle because he is coming out of a minor junction into the main road.
- B) need not stop because there are no vehicles on the main road.
- C) must give direction signal, stop, make sure there are no vehicles on the main road and then exit.**

15. Select the CORRECT action for drivers A, B and C:



- A) Vehicle C must give way to vehicle B before moving on.
- B) Vehicle B must give way to vehicles A and C before moving on.**
- C) Vehicles B and C must give way to vehicle A before moving on.

16. What action must be taken by the driver of vehicle A?



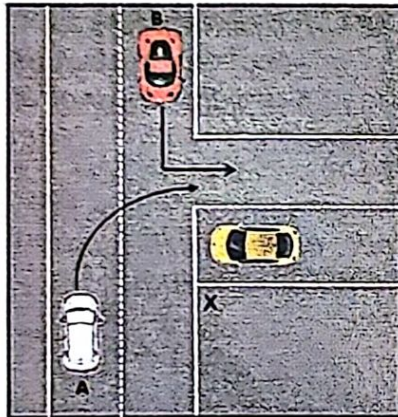
- A) The driver of vehicle A may make a U-turn if he wants to.
- B) The driver of vehicle A must stop and wait until the driver of vehicle B enters the intersection.**
- C) The driver of vehicle A exits the intersection even though the driver of vehicle B does not give the signal to turn.

17. What is the CORRECT course of action for this diagram?



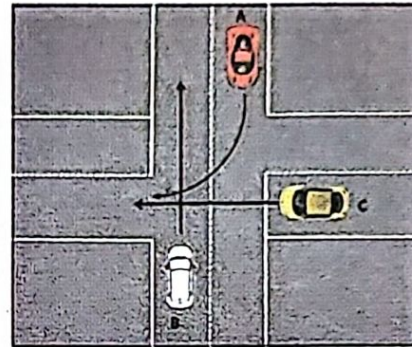
- ☒ A) Vehicle B must give way to vehicle C.
- B) Vehicle C may proceed after vehicle B.
- C) Vehicle C must give way to vehicle B.

18. Select the CORRECT statement for this diagram:




- A) Vehicle A's right of way to make a turn
- ☒ B) Vehicle B's right of way to make a turn
- C) Vehicles A and B may turn into junction X simultaneously

19. Select the CORRECT action for this diagram:




- A) Vehicle B must give way to vehicle A.
- ☒ B) Vehicle A must give way to vehicle B.
- C) Vehicle B must give way to vehicle C.

20. As the driver of vehicle C, you may:



- A) *emerge without paying any heed to other vehicles.*
- B) *exit from the junction once vehicle A makes a turn.*
- ☒ C) exit from the junction once vehicle B passes.

21. Based on the diagram below, arrange the vehicles in priority ranking:



- ☒ A) Vehicle B ⇒ vehicle A ⇒ vehicle C
- B) Vehicle B ⇒ vehicle C ⇒ vehicle A
- C) Vehicle C ⇒ vehicle B ⇒ vehicle A

22. If you want to steer your vehicle from the right lane to the left lane, you:

- A Do not need to indicate but quickly swerve to the left.
- B Must accelerate and indicate while steering to the left.
- ☒ C Must indicate at least 3 seconds before steering to the left.

23. What must you do when stopping at an intersection?

- A Step on the accelerator.
- ☒ B Release the gear.
- C Sound the horn.

24. What is the correct driving method on a three-lane highway?

- A Left lane for stopping, middle lane for cruising, right lane for speeding.
- B Left lane for speeding, middle lane for overtaking, right lane for cruising.
- ☒ C Left lane for cruising, middle lane for speeding, right lane for overtaking.

25. Accidents while reversing a vehicle could be avoided if the driver:

- ☒ A Assesses the true situation before getting into the vehicle, looks in the rear view mirror and side mirror before reversing.
- B Reverses without turning the head to assess the traffic situation.
- C Reverses quickly without assessing the true road condition.

26. The handbrake is used when:

- ☒ A Stopping at a hill slope.
- B Overtaking the vehicle in front.
- C Driving on a slippery road.

27. A driver with good driving practices will do the following:

- A Overtake hurriedly without indicating.
- ☒ B Plan the trip before setting out.
- C Drive fast due to delay in departure.

28. What is the maximum speed limit on the highway?

- A 70 km/h
- B 90 km/h
- ☒ C 110 km/h

29. When driving in heavy rain, you must:

- A Sound the horn.
- ☒ B Drive more carefully.
- C Drive fast.

30. To ensure we are safe while travelling, what must we do before setting out on the journey?

- A Borrow a friends' car.
- ☒ B Ensure that the vehicle is in good condition.
- C Ensure that all relevant arrangements are made during the day.

31. The worst collision is.....

- A Collision with a vehicle from the side.
- ☒ B Collision with a vehicle from the front.
- C Collision with a vehicle from the rear.

32. A road accident during a downpour is caused by:

- ☒ **A driver who is unable to control the vehicle properly.**
 B A driver who turns on the headlights of his vehicle.
 C A driver who rides slowly on the left lane.
33. What should you do if the brake of the vehicle you are driving fails to work?
☒ **Pull the handbrake immediately.**
 B Honk and turn on the high beam.
 C Pump your brake pedal vigorously and quickly.
34. When should you wear the seat belt?
 A During a short trip only.
 B During a long trip only.
☒ **Every time you drive.**
35. One of the factors that causes road accidents is:
 A Good weather condition.
☒ **Driver error.**
 C Good road condition.
36. What should you do when following another vehicle from behind at night?

- A Drive at high speed.
☒ **Follow at proper distance and dip your headlights.**
 C Use the high beam and follow at a proper distance.
37. You are going on a long trip. State what you need to do to avoid accidents.
 A Drive only at night when the weather is cool.
☒ **Plan the trip and drive carefully so that you reach the destination safely.**
 C Drive fast so that you reach the destination quickly.
38. What must you do to overcome blind spots?
 A Turn on the high beam before driving.
☒ **Turn your head slightly to the left and right before changing lanes.**
 C Change lanes without indicating.
39. The **CORRECT** way to hold a steering wheel is with both hands positioned like the clock hands:

- A The left at 8.00 o'clock and the right at 4.00 o'clock.
 B The left at 12.00 o'clock and the right at 6.00 o'clock.
☒ **The left at 10.00 o'clock and the right at 2.00 o'clock.**
40. When you want to bring your vehicle to a safe stop, you must:
 A Change to a high gear and stop abruptly.
 B Give the left signal and pull up on the right side of the road.
☒ **Look in the rear view mirror, indicate and pull up on the left side of the road.**
41. As you approach a crossroads with traffic lights and manned by traffic police, you should:
☒ **Follow the signals and instructions of the traffic police.**
 B Proceed according to road priority.
 C Follow the traffic lights as usual.
42. When Driving downhill, you must:

- A Pull up your handbrake.
 B Use a high gear.
☒ Use a low gear.
43. When approaching a pedestrian crossing, you should:
- ☒ Slow down your vehicle so you will have time to stop if necessary.
 B Sound the horn so that people will not cross.
 C Stop abruptly.
44. When going downhill, the foot brake of your vehicle suddenly fails. What steps should you take?
- A Change to a higher gear
 B Honk and turn on the headlights.
☒ Change to a lower gear and use your handbrake.
45. What is the rule of distance when following behind a vehicle?
- A The 12-second rule.
☒ The 2-second and 4-second rules.
 C The 6-second and 12-second rules.

46. When overtaking a vehicle, one must:
- ☒ Follow the 12-second rule and signal for at least 3 seconds one's intention to move to the right.
 B Make sure the vehicle in front is moving fast before overtaking.
 C Swerve to the right quickly and accelerate.
47. As a careful driver, what should you do before you start a journey during peak hours?
- A Cancel your trip and take a flight instead.
 B Set out and endure the traffic congestion.
☒ Plan your trip so that you avoid the peak period or choose an alternative route.
48. What is the alcohol-related offence under the Road Transport Act 1987?
- A Getting a ride in a vehicle driven by a friend who is not under the influence of alcohol.
☒ Driving while under the influence of alcohol.
 C Riding a public transport vehicle driven by someone who is not under the influence of alcohol.

49. When the traffic light in front of you turns from red to green, you should:
- A Honk before you proceed.
 B Proceed without exercising caution.
☒ Proceed if there is no obstruction.
50. What factors contribute to accidents?
- ☒ Condition of vehicle.
 B Colour of vehicle.
 C Type of vehicle.
51. Which of these statements reflects good driving behaviour?
- A Rude and inconsiderate.
 B Being involved in an accident.
☒ Complying with traffic rules.
52. What is it that you may NOT do when your vehicle is being overtaken by another?
- A Drive on the left lane.
☒ Accelerate your vehicle.
 C Allow the other vehicle to overtake.

53. On an uneven road, you should:

- A Drive faster.
- B Use the handbrake.
- ☒ Reduce your speed.

54. When about to stop your vehicle, which pedals do you use?

- A Brake, followed by the accelerator.
- B Accelerator, followed by the brake.
- ☒ Brake, followed by the clutch.

55. One of the causes of accidents is the vehicle factor. In order to prevent an accident, you should:

- ☒ Make sure the vehicle is in good working condition.
- B Make sure the route is not congested.
- C Modify your vehicle to enable you to drive at top speed.

56. What is the responsibility of a driver towards other road users?

- ☒ The driver must be alert under all circumstances.

- B The rights of other road users should not be considered.
- C A driver may ride fast under all circumstances.

57. When approaching a traffic light, you should:

- A Accelerate.
- B Stop your vehicle.
- ☒ Comply with the traffic light.

58. What should you do when you see a group of children playing by the road while you are driving?

- ☒ Slow down your vehicle, be prepared to brake and stop if necessary.
- B Reduce speed, stop by the road and watch the children by the road.
- C Accelerate and honk loudly for the children to hear.

59. When driving at night, if the vehicle coming from the opposite direction is using the high beam, you should:

- ☒ Use the high beam to warn the driver to dip his lights.

- B Use your high beam so the driver from the opposite direction is unable to see.
- C Encroach into the lane of the oncoming driver so that he pulls up at the roadside.

60. How often should you look into the rear view mirror while driving?

- A Every 1 to 2 seconds.
- ☒ Every 5 to 8 seconds.
- C Every 2 to 5 minutes.

61. Which statement indicates the steps to be taken before driving?

- A Change the engine oil and spark plugs.
- ☒ Adjust the seat and mirror, and put on your seat belt.
- C Wash the car every week.

62. The rear view mirror helps the driver to see:

- A The passengers in the rear seat.
- ☒ The scenery through the rear window.
- C The ornaments inside the car.

63. What must you do while reversing?

- A Honk, signal and reverse fast.
- B Switch on the headlights to signal you are reversing.
- ☒ C Make sure there are no obstacles, reverse slowly and be prepared to brake if necessary.

64. If the vehicle that you are driving plunges into a river, what is the best course of action that you and your passengers should take?

- A Wait to be rescued.
- ☒ B Form a human chain and exit through the window.
- C Make sure all passengers close the windows simultaneously.

65. A traffic sign on a road bend means that drivers should:

- A Accelerate if it is safe to do so.
- ☒ B Slow down and driving carefully.
- C Drive in the middle of the road to avoid going off the road.

66. When you want to move to the right lane while driving, you should:

- A Slow down and change lanes.
- B Turn as soon as there are no vehicles coming from the opposite direction.
- ☒ C Look in the rear view and side mirrors as well as signal adequately before changing lanes.

67. While you are driving, an out of control vehicle suddenly appears from the opposite direction. What steps should you take?

- A Proceed as usual.
- B Contact the police immediately.
- ☒ C Stop the vehicle on the left side of the road.

68. The implementation of the Driver Education Curriculum is to:

- A Produce Formula One drivers.
- B Improve the ability to repair all sorts of vehicles.
- ☒ C Produce educated, skilled, careful and efficient drivers.

69. What must you do when approaching a crossroads?

- ☒ A Reduce speed, drive in the correct lane and stop before the white line.
- B Reduce speed and proceed slowly.
- C Reduce speed and sound the horn.

70. Defensive driving means:

- A Monitoring the behaviour of other road users.
- B Controlling the use of fuel and cost of vehicle maintenance
- ☒ C Driving to avoid accidents.

71. What is the allowable alcohol content in urine, breath and blood?

- ☒ A 0.00 mg of alcohol.
- B 1.00 mg of alcohol.
- C 2.00 mg of alcohol.

72. How many total manoeuvres or movements are there in actual road driving?

- A Two.
- ☒ B Seven.
- C Ten.

73. In defensive driving, the following steps could help prevent accidents:

- A Drive at high speed and be prepared to brake at any time.
- ☒ B Identify, analyse obstacles, make decisions and take action.
- C Tailgate the vehicle in front and overtake at any time.

74. What is meant by the **two-second rule** according to the defensive driving concept?

- A The rule for parking a vehicle.
- B The rule for turning at a junction.
- ☒ C The safe distance for following a vehicle.

75. Which of the following is **NOT** a rule at junctions?

- A Knowing your direction.
- B Slowing down the vehicle.
- ☒ C Turning on the hazard lights.

76. A rear collision with the vehicle you are following can be avoided if:

- ☒ A You follow the vehicle in front at a safe distance.
- B You keep overtaking the vehicle in front no matter what happens.
- C You keep sounding your horn so that the vehicle in front accelerates.

77. What is the effect of excessive consumption of alcohol and drugs on a driver?

- ☒ A Abnormal and uncontrollable behaviour.
- B Reduced physical and mental stress.
- C Improved stamina and endurance.

78. Where are you **PROHIBITED** from honking?

- ☒ A Hospitals.
- B Road bends.
- C Road junctions.

79. What should you do when you feel tired while driving?

- A Drive faster.
- ☒ B Stop your vehicle and take a break.

C Proceed to your destination.

80. If you are talking prescribed medication, you should:

- ☒ A Ask the doctor about the effects of the medication on your ability to drive.
- B Stop driving after taking the medication.
- C Drive slower than usual after talking the medication.

81. Accidents due to the conditions of the road could be avoided if you:

- A Overtake vehicle in prohibited areas.
- B Accelerate and overtake at bends.
- ☒ C Adjust the speed of your vehicle to the road condition.

82. What is meant by giving the correct signal while riding to avoid accidents?

- A To turn on the vehicle lights.

☒ **To flash the signal indicator or give the correct hand signal.**

C To turn on the hazard lights and to honk all the way.

83. When driving on slippery roads, you must:

☒ **Slow down so it is easier to control the vehicle.**

B Drive in the middle of the road to avoid skidding.

C Drive as usual and overtake all the vehicles ahead of you.

84. When you are driving on a two-lane highway, in what situation may you drive on the right lane?

☒ **When overtaking.**

B When your vehicle is overtaken.

C While following the car in front of you.

85. What is meant by a driver who is responsible towards other road users?

A Reprimands other road users if they do not follow the traffic rules.

☒ **Compromises with other road users under all circumstances.**

C Does not allow other road users to overtake even when it is safe to do so.

86. A puddle and a pedestrian are in the way. As a driver, what should you do?

☒ **Slow down your vehicle so the water does not splash on to the pedestrian.**

B Maintain your speed and proceed as usual.

C Accelerate.

87. To avoid a collision from the rear while being tailgated by another vehicle, what should you do?

A Increase the speed of your vehicle so it is not tailgated by the vehicle behind you.

☒ **Signal and give way to the vehicle behind you to overtake when it is safe to do so.**

C Honk so that the driver behind you slows down.

88. How long should you signal before changing the position or direction of your vehicle?

A At least 1 second.

☒ **At least 3 seconds.**

C At least 7 seconds.

89. You are prohibited from using the high beam when:

A Approaching a road junction.

B Passing through a village.

☒ **Following another vehicle.**

90. Which action is inappropriate while driving?

A Overtaking by the rules.

B Giving way to vehicle on your right.

☒ **Not giving signals correctly.**

91. What should you do when you see an animal in the middle of the road while driving?

A Report it to the local authorities.

- ☒ **Slow down, not honk and be prepared to stop.**
 C Drive as usual and honk so that the animal runs away.
92. The safe way to overtake is to practise:
☒ **The 10 overtaking rules.**
 B The 6 overtaking rules.
 C The 4 overtaking rules.
93. What should you do when you realise that you are not wearing the seat belt while driving?
 A Quickly buckle up even though you are driving.
☒ **Pull up by the left road shoulder and put on your seat belt.**
 C No need to put on your seat belt.
94. What is the rule for avoiding a collision with the vehicle in front of you?
 A No prescribed rules.
☒ **Use the 2-second rule.**
 C Use the overtaking rules.
95. The hazard lights may **NOT** be used in these situations:

- A When there is an emergency.
☒ **During heavy rain and haze.**
 C When the vehicle breaks down and you pull up on the road shoulder.
96. If you feel drowsy while driving, you must:
 A Turn on your favourite music loudly.
☒ **Stop your vehicle and take a break.**
 C Continue driving at the prescribed speed limit.
97. Which of these situations could cause an accident?
 A Listening to music while riding.
☒ **Driver, vehicle, weather, traffic, lights and road.**
 C Stopping your vehicle and putting on your seat belt.
98. You are involved in an accident with a vehicle from the opposite direction while overtaking. Which distance rule did you **NOT** follow?
☒ **The 12-second rule.**
 B The 4-second rule.
 C The 2-second rule.

99. What do you need to take into consideration before accelerating?
 A A long trip and starting your journey at night.
 B Journey lasting several hours and a late start.
☒ **Condition of road, traffic, weather, vehicle and driver's ability.**
100. When the traffic light turns green, you find pedestrians crossing the road. What should you do?
☒ **Wait and give way to the pedestrians.**
 B Honk and proceed immediately.
 C Give hand signal and proceed.
101. You may overtake another vehicle:
☒ **On its right.**
 B At a roundabout.
 C At a junction.
102. A bad driver has these characteristics:
 A Has basic knowledge about his vehicle.
☒ **Likes racing and speeding.**
 C Rides carefully and considerately.

103. Before you start your engine, you should:

- A Use the low gear.
- B Use the third gear.
- ☒ C Make sure that the gear is neutral.

104. What is the best way to decelerate when going downhill?

- A Change to a higher gear and use the handbrake.
- ☒ B Change to a lower gear and use the foot brake.
- C Use only the handbrake.

105. Why should you wear suitable clothing while driving?

- A So that you can drive fast.
- ☒ B Unsuitable clothing may hinder movement.
- C You may run into a friend on the road.

106. When the vehicle you are driving skids onto the road shoulder, you should:

- A Manoeuvre the car back onto the road.
- B Let the vehicle take its own course.
- ☒ C Remain calm and steer back onto the road slowly.

107. Driving manners that may cause accidents include:

- ☒ A Driving recklessly without consideration.
- B Driving at the prescribed speed limit.
- C Driving at 30 km/h in a school area.

108. What factors could cause an accident at the end of a journey?

- ☒ A Exhaustion and drowsiness.
- B Defensive driving.
- C Sufficient rest.

109. The safe following distance between two cars when ascending a hill slope is:

- A Less compared to on a level road.
- B The same as on a level road.
- ☒ C More compared to on a level road.

110. Please state the methods of defensive driving on the highway:

- ☒ A Drive on the left at the prescribed speed limit.
- B Drive in the middle of the road to avoid skidding.
- C Drive on the right lane and no need to signal.

111. When manoeuvring a bend, a driver should:

- A Pull the handbrake.
- ☒ B Use a lower gear.
- C Use the neutral gear.

112. On which lane should you drive if you approach a roundabout and you would like to turn to the right?

- A Left lane.
- ☒ B Right lane.
- C An empty lane.

113. Inappropriate action while driving which could be dangerous includes:

- A Giving the correct signal when turning.
- B Using the low beam while following the car in front.
- ☒ C Always using the high beam when driving at night.

114. When should you use the 4-second rule?

- A When making U-turn.
- B When stopping at a junction.
- ☒ C When driving in poor weather conditions.

DRIVING LESSON LEARNING CURRICULUM EXERCISE

Answer: 103.(C) 104.(B) 105.(B) 106.(C) 107.(A) 108.(A) 109.(C) 110.(A) 111.(B) 112.(B) 113.(C) 114.(C)

115. You may overtake another vehicle:

- A In front of a school.
- B At a bend with double lines.
- ☒ On a straight road with broken lines.

116. The side mirror should be adjusted so that the driver can see:

- A The tyre condition and vehicle colour.
- B The road condition and the tyre condition.
- ☒ Vehicle coming from the rear.

117. Sudden braking when driving could be avoided if you:

- A Drive fast and recklessly.
- B Tailgate the car in front of you.
- ☒ Ensure a safe following distance.

118. Collision with a vehicle from the opposite direction could occur if you:

- ☒ Drive on the right side of the road.
- B Drive on the left side of the road.
- C Reduce speed and look ahead.

119. What should you do if you pull up your vehicle at the roadside and wish to exit your vehicle?

- A Open the door and exit without looking to the left and right of the road.
- B Wind down the window and open the door before exiting.
- ☒ Look at the side mirror and make sure there are no vehicles from the rear.

120. What factors contribute to hydroplaning?

- ☒ Stagnant water on the road.
- B Dry road.
- C Uneven road.

121. What should you do if you are driving in heavy rain and visibility is poor?

- ☒ Pull up your vehicle at a safe spot until the rain subsides.
- B Accelerate, turn on the hazard lights and drive carefully.
- C Proceed as usual so that you may reach your destination quickly.

122. A driver using a mobile phone without the hands-free kit while driving will:

- A drive calmly.
- ☒ pay less attention to his driving.
- C not be exhausted during a long trip.

123. Why should defensive driving be practised?

- A To save on travelling costs
- B To reach the intended destination quickly.
- ☒ To prevent road accidents.

124. When approaching a sharp bend, what should you anticipate?

- A No other vehicles in front
- ☒ Obstacles and other vehicles from the opposite direction.
- C Vehicles from the opposite direction are in the correct lane

125. When do you use the 2-second rule?

- A When parking a vehicle
- ☒ When following another vehicle
- C When turning right

126. When the traffic light turns amber, you should:

- A Keep to the same speed.
- B Accelerate.
- ☒ Decelerate.

127. Why is it hard for a driver to estimate the distance and speed of an oncoming vehicle?

- A Owing to driving in the morning when it is hot.
- ☒ **B Owing to driving at night when it is raining heavily.**
- C Owing to driving in the afternoon when the weather is clear.

128. Where are you allowed to park your vehicle?

- A At a bend
- B On a bridge
- ☒ **C In a parking lot**

129. How should one drive at a bend?

- ☒ **A Decelerate and use the appropriate gear.**
- B Drive fast and turn on the headlights.
- C Turn on the headlight and honk.

130. In what circumstances do we need to overtake the vehicle in front of us?

- A When the vehicle in front is overtaking another vehicle.
- B When the vehicle in front is speeding.
- ☒ **C When the vehicle in front is moving to its left.**

131. What steps should you take to avoid an accident due to the road condition?

- A Maintain your speed.
- B Turn on your hazard lights.
- ☒ **C Adjust the speed of your vehicle to the road condition.**

132. What should you do if the traffic light turns from green to amber?

- A Accelerate
- B Decelerate
- ☒ **C Get ready to stop**

133. State the safe method for making a U-turn:

- A Keep to the middle lane, signal and make a U-turn.
- B Keep to the left lane, signal and make a U-turn abruptly.
- ☒ **C Keep to the right lane, signal, slow down and make a U-turn when it is safe to do so.**

134. Before overtaking another vehicle, you should:

- ☒ **A apply the 12-second rule.**
- B apply the 7-second rule.
- C apply the 5-second rule.

135. How does the use of bright clothing with light reflection help in reducing the risk of accidents?

- ☒ **A Helps other road users to be aware of your presence.**
- B Produces good drivers on the road.
- C Helps other road users to know you.

136. What is the safest way to drive at an intersection?

- A Quickly turn left
- ☒ **B Decelerate**
- C Accelerate

137. Choose the **CORRECT** statement about an area under repair.

- A No temporary traffic signage.
- ☒ **B A lot of construction equipment is placed on the road shoulder.**
- C Maintain your speed.

138. What is the distance rule for following a vehicle in front of you before overtaking?

- A The 5-second rule
- ☒ **B The 2-second rule**
- C The 12-second rule

139. How do you stop a vehicle safely if the brake fails to work suddenly?

- A Pull the handbrake immediately to stop.
- B Switch off the engine, keep the vehicle moving and control the steering wheel skilfully.
- ☒ **Change to a lower gear to slow the vehicle down and pull the handbrake gradually.**

140. When changing gears while driving, you must:

- ☒ **Pay attention to the road ahead.**
- B Look out for vehicles in your rear.
- C Look at the passenger next to you.

141. What is the **CORRECT safety measure to ensure that the vehicle is always in good condition?**

- A Signals and side mirrors are not working.
- ☒ **Make sure the brakes, lights and horn are in good condition.**
- C Use worn tyres.

142. When driving in the rain, you must:

- A Turn on the lights and sound the horn.

B Turn on the lights and increase your speed.

- ☒ **Turn on the lights and drive carefully.**

143. In what condition is an accident likely to occur?

- ☒ **Speeding while driving in the rain.**
- B Not wearing a seat belt
- C Driving below the speed limit.

144. What must you do when the driver of the vehicle in front of you signals a right turn?

- A Honk so that the vehicle quickly turns right.
- B Signal to overtake on the right and quickly overtake the vehicle.
- ☒ **Signal to overtake on the left and proceed when it is safe to do so.**

145. What causes physical fatigue while driving?

- ☒ **Driving for too long without a break.**
- B Driving at night.
- C Driving during the way.

146. What should you do when the driver of the vehicle in front of you accelerates when you are about to overtake?

☒ **Decelerate and return to the left lane.**

- B Honk and turn on your high beam.
- C Change to a low gear.

147. Before moving to the right to overtake, you should:

- ☒ **Make sure your vehicle is in the appropriate gear.**
- B Observe the 7-second rule before overtaking.
- C Turn on the lights and sound the horn.

148. Where is it dangerous to overtake?

- A Highways
- ☒ **Curved roads**
- C Overtaking lane

149. When overtaking a long lorry, you should:

- ☒ **Use the correct gear and accelerate.**
- B Sound your horn longer so that the driver ahead slows down his vehicle.
- C Turn on the hazard lights and accelerate.

150. A driver's attitude which **COULD** cause an accident includes:

- A Good manners and being considerate.
- B Caution and courtesy.
- ☒ C Impatience.

151. What do you do if the vehicle behind you wants to overtake your vehicle on the road?

- A Steer to the left and stop your vehicle.
- B Accelerate so that he cannot overtake.
- ☒ C Slow down and give him room to overtake.

152. The action of the driver below is commendable and should be emulated:

- A Overtaking at a road bend.
- ☒ B Obeying traffic rules.
- C Throwing a beverage can out of the vehicle.

153. What do you need to do before starting an a long journey?

- ☒ A Get adequate sleep and rest.
- B Take along extra food.
- C Take anti-fatigue medication.

154. Which word is **NOT** related to the 10 overtaking rules under the defensive driving concept?

- A Communicate
- B Signal
- ☒ C Decelerate

155. What is the **CORRECT** course of action while driving on the highway according to the defensive driving concept?

- A Observing the 6-second rule.
- B Driving continuously without a break.
- ☒ C Driving on the left lane if not overtaking.

156. What is the **CORRECT** course of action when you see a blind person crossing the road while you are driving?

- A Warn by honking and move on.
- ☒ B Reduce speed and stop to allow him to cross.
- C Stop and advise him not to use the road without assistance.

157. To avoid driving hastily to reach your destination, you should:

- A Drive in the early morning when there is less traffic.
- ☒ B Plan your journey so that you will have ample time.
- C Drive at night only to avoid traffic congestion.

158. A defensive driver can anticipate and identify dangers or obstacles while driving so that he:

- A Can monitor the movement of other vehicles.
- B Can improve the rate of road accidents.
- ☒ C Is prepared to avoid accidents.

159. A driver must pay attention to the road and other obstacles ahead. However, a driver may look away to:

- A Put on his seat belt.
- B Look at children playing in the playground.
- ☒ C Look into the rear view and side mirrors.

160. What is the **CORRECT** action to take when you see a traffic sign that says **soft road shoulder** ?

- A Park your vehicle on the road shoulder.

- B Increase the speed of your vehicle.
☒ **Be careful and slow down.**
161. A collision between two vehicles while overtaking is owing to:
- ☒ **Drivers who do not follow the rules of overtaking.**
 B Drivers who have checked the blind spot.
 C Drivers who observe the 2-second rule.
162. What do you do if the rear tyre of your vehicle has a puncture when you are driving?
- A Honk to warn other drivers.
☒ **Apply the brake slowly, control the vehicle and steer towards an even road shoulder.**
 C Brake suddenly so that the vehicle can be stopped abruptly.
163. You are allowed to overtake a vehicle from the left when:
- ☒ **The vehicle in front of you is turning right.**
 B There is a long queue of vehicles in front of you.
 C The vehicle in front of you moves too slowly.

164. What measure should you take when driving in an unfamiliar area?
- A Increase the speed of your vehicle so that you know the route you are taking.
☒ **Slow down and drive carefully to anticipate obstacles.**
 C Always look to the left and right while riding.
165. What manner of driving will cause your vehicle to go off the road at a bend?
- ☒ **Driving at excessive speed.**
 B Using a low gear.
 C Brake lights not working.
166. What is the main cause of accidents on straight roads?
- A Using a cheap tyre.
☒ **Speeding.**
 C Not wearing the seat belt.
167. When are you PROHIBITED from honking?
- A When overtaking.
☒ **When approaching a hospital.**
 C When an animal crosses the road.

168. Why does a vehicle owner buy motor vehicle insurance coverage?
- A To obtain approval for a vehicle loan.
 B To reduce the rate of road accidents.
☒ **To compensate the parties involved in an accident.**
169. What should you do when you feel tired while driving on the highway?
- ☒ **Stop at a rest & recreation (R&R) area.**
 B Drive faster so that you reach your destination quickly and rest there.
 C Drive on and listen to music to be rid of fatigue.
170. What is the effect of excessive alcohol consumption on a driver who is driving?
- ☒ **It reduces reaction time.**
 B It increases visibility.
 C It increases reaction time.
171. While driving, particular attention should be paid to pedestrians who are senior citizens because:

- A They do not observe traffic rules.
- B They do not understand traffic rules.
- ☒ **C They have poor hearing and eyesight.**

172. What should you anticipate when you see a school bus dropping off children in front of your vehicle?

- A School children will obey traffic rules.
- B School children will wait by the road.
- ☒ **C School children may dart across the road.**

173. What is meant by the 2-second rule?

- A The rule for bringing your vehicle to a stop.
- B The rule while decelerating your vehicle.
- ☒ **C The rule while following a vehicle in front of you.**

174. You are NOT allowed to park your vehicle at the following places:

- ☒ **A Fire hydrant.**
- B Parking lot.
- C A rest and recreation area.

175. Matters which should be planned before setting out on a journey include:

- A Driving fast.
- B Modifying your vehicle.
- ☒ **C Checking the condition of your vehicle.**

176. One of the rules at an intersection is to:

- A Brake suddenly.
- ☒ **B Bring your vehicle to a stop.**
- C Overtake the vehicle in front of you.

177. Select the **CORRECT** action related to the use of gear:

- A Change to a higher gear when going uphill.
- B Change to a higher gear when going downhill.
- ☒ **C Change to a lower gear when going uphill.**

178. What is the main cause of accidents at night?

- A Cool weather
- ☒ **B Glare**
- C Quiet road

179. What is the **CORRECT** action to take when your vehicle is being overtaken by another?

- A Accelerate
- ☒ **B Decelerate**
- C Swerve to the right

180. What is meant by **identifying** in the defensive driving concept?

- A Making decisions before setting out on a journey and identifying the destination.
- ☒ **B Identifying all situations which may lead to an accident.**
- C Identifying other drivers' behaviour, anticipating road conditions and ensuring the vehicle moves slowly.

181. Accidents during traffic congestion could be avoided by:

- A Turning on your lights so that other drivers can see you.
- ☒ **B Planning your journey by using a less congested road or starting the journey earlier.**
- C Using the emergency lane to avoid traffic congestion to reach your destination.

182. What should you do when you see the traffic sign that says 'GIVE WAY'?

- ☒ **Slow down and give way to vehicles on the right.**
- B Slow down and give way to oncoming vehicles.
- C Proceed as the other vehicles should make way for you.

183. While driving on a three-lane highway with a traffic sign that says 'narrow left lane', you should:

- A Maintain your speed and change to the right lane upon seeing the traffic sign.
- B Increase your speed and change to the right lane upon seeing the traffic sign.
- ☒ **Slow down and give way to the vehicles on your right before changing lanes.**

184. Collision with the vehicle in front of you **CAN** be avoided by:

- A Honking if the vehicle in front of you moves too slowly.
- ☒ **Paying attention to the vehicle in front of you and adhering to the distance rule.**
- C Paying attention to the traffic behind you so that you do not need to brake abruptly.

185. 'Planning a Journey' means:

- ☒ **Planning for sufficient travelling time without having to rush.**
- B Bringin enough food supplies for the journey.
- C Using a shortcut when traffic is heavy.

186. What rule should you follow when overtaking a vehicle in front of you?

- ☒ **The 10 second rule.**
- B The 12 second rule.
- C The 20 second rule.

187. Accidents while reversing a vehicle could be avoided if the driver:

- ☒ **Looks into the rear view and side view mirrors before reversing.**
- B Reverses without looking at rear, left and right.
- C Turns to look at the rear to assess the actual road situation.

188. What should you do when you are blinded by glaring lights while driving at night?

- A Sound the horn.
- ☒ **Slow down.**
- C Switch to the high beam.

189. When you are at an intersection controlled by traffic lights, you should:

- A Accelerate.
- ☒ **Comply with the traffic lights.**
- C Brake abruptly.

190. Top stop along a hill slope, you should:

- A Press down the clutch and change to gear one.
- ☒ **Press down the brake pedal and pull the handbrake.**
- C Release the gear and pull the handbrake.

191. What should you do when the bonnet of your vehicle flies open while you are driving?

- ☒ **Brake gradually as you move towards the road shoulder, and peer through the windows for a sense of direction.**
- B Honk to warn other driver to be careful.
- C Stop the vehicle abruptly in order to close the bonnet.

192. Planning a journey will mould a driver who:

- A Speeds.
- ☒ **Is careful and not hasty.**
- C Is not courteous or considerate.

193. What should you do when you see a stationary school bus by the road with its hazard lights blinking?

- A Accelerate and honk.
- B Proceed as usual and overtake from the left side of the road.
- ☒ **Drive more carefully and stop if necessary.**

194. What action **SHOULD** you take while driving?

- ☒ **Obey traffic rules and regulations.**
- B Always overtake vehicles in front.
- C Tailgate vehicles in front of you.

195. What do you do when you come to a stop and are waiting at an intersection with traffic lights?

- ☒ **Pull the handbrake and free the gear.**
- B Depress the brake pedal and clutch simultaneously.
- C Depress the clutch and change to gear one.

196. Which factors may effect your driving?

- A A rushed trip due to important business.
- B Challenges posed by other drivers who speed and show off.
- ☒ **Condition of road, traffic, weather and vehicle.**

197. What should you anticipate while driving behind a vehicle approaching a construction site?

- A The vehicle in front of you may accelerate.
- B The vehicle in front of you may turn on the headlights.
- ☒ **The vehicle in front of you may stop suddenly.**

198. When your accelerator jams suddenly, you should:

- ☒ **Release the gear, stop at the roadside and switch off the ignition.**
- B Depress the clutch and change to a higher gear.
- C Continue the journey till you reach a workshop.

199. When your vehicle is being overtaken by another vehicle, you are advised to:

- ☒ **Decelerate.**
- B Accelerate.
- C Maintain your speed.

200. When driving in a housing area, you should:

- A Drive while carrying on a conversation.
- B Drive while greeting your neighbours.
- ☒ **Always drive with care and caution.**

201. Four rules for avoiding a head-on collision are:

- A Look ahead, honk, switch on the lights and stop the vehicle.
- B Look ahead, swerve to the right, honk and switch on the headlights.
- ☒ **Look ahead, swerve to the left, reduce speed and drive off the road.**

202. The movement of a vehicle through a pedestrian crossing is called:

- A Outward movement.
- B Inward movement.
- ☒ **A crossing.**

203. When the headlights fail while driving at night, you should:

- ☒ **Slow down, signal and pull up on the road shoulder.**
- B Switch on the hazard lights and proceed.
- C Stop the vehicle abruptly without looking out for vehicles following you.

204. What is meant by 'fair consideration' on the road?

- ☒ **Taking appropriate action bearing in mind the condition of traffic, road and weather.**
- B Ignoring information provided by the mass media about the traffic condition.
- C Letting the other drivers take appropriate action to prevent accidents.

205. What should you do to overcome the problem of glare from the lights of other vehicles while driving at night?

- A You should close your eyes and wait for the glaring lights to pass you.
- B You should wear dark glasses to avoid very bright lights from other vehicles.
- ☒ **Avoid looking directly at the lights of the oncoming vehicle and slow down.**

206. Road accidents can be avoided if all drivers:

- A Drive rashly and in a selfish manner.
- ☒ **Drive courteously and considerately.**
- C Make sure all other road users follow traffic rules.

207. What is meant by **DANGER** when driving along a road?

- A A very old vehicle.
- B A lot of traffic signs at intersections.
- ☒ **Obstacles on the road such as uneven roads.**

208. Washing of the tyres dampens the grip of your brakes. Before starting your journey, you are advised to:

- ☒ **Test the grip of your brakes to ensure their effectiveness.**
- B Brake suddenly while speeding.
- C Accelerate your vehicle before testing your brakes.

209. Careful drivers are those who:

- A Drive fast on the highway.
- B Overtake other vehicles without regard for the rules.
- ☒ **Are able to adjust their vehicle speed according to the road condition.**

210. Where is the blind spot area of your vehicle?

- A The area behind your vehicle which cannot be seen in the rear view mirror.
- B Areas you cannot see while driving.
- ☒ **The areas on the left and right of your vehicle which cannot be seen in the rear view and side mirrors.**

211. What do you understand by obstacles?

- A Guiding elements for drivers.
 B Elements which cannot be identified by drivers.
☒ **Elements identified as dangerous.**
212. What course of action should you take when you realise your car is emitting smoke in the front and the temperature gauge rises when driving?
- A Turn off the engine, fill the radiator with water immediately.
☒ **Turn off the engine, wait for the engine to cool down and then fill the radiator.**
 C Drive on until you find a mechanic capable of identifying the source of the problem.
213. What should you do after you are involved in an accident while driving?
- A Drive on to the intended destination.
 B Obtain a certificate from the Public Works Department.
☒ **Lodge a report with the police and your insurance company.**
214. You are prohibited from using the high beam when following another vehicle at night because:

- A It saves on battery.
☒ **It dazzles the eyes of the driver in front of you.**
 C It makes it difficult for you to estimate the distance.
215. A commendable virtue that every driver should possess is:
- A Ignoring the safety of other people.
☒ **Consideration for other road users.**
 C No respect for the rights of other road users.
216. What is the characteristic of a good driver?
- A A driver who does not concentrate on his driving.
☒ **A driver who does not violate traffic rules.**
 C A driver who does not check the vehicle before travelling.
217. What course of action should be taken before setting out on a journey?
- A Make sure the radio is in good working order.
☒ **Make sure the tyres are sufficiently inflated.**

- C Make sure that the mobile phone is in the car.
218. When you are about to stop your vehicle, which pedals do you use?
- A Brake and accelerator.
 B Clutch brake accelerator.
☒ **Brake and clutch.**
219. Under what circumstances are you **PROHIBITED** from proceeding from an intersection even when you have the right of way?
- A When you are not caught in a traffic jam.
☒ **When there are fire engines, police cars or ambulance passing through the intersection.**
 C When you are given the right of way by other drivers.
220. How far away from a bus station may you park your vehicle?
- A 3 metres.
 B 6 metres.
☒ **9 metres.**

221. When another vehicle is about to overtake you, you should:

- A Slow down and sound the horn.
- B Slow down and swerve to your right.
- ☒ C Slow down and swerve to your left if necessary.

222. The following action will NOT cause your vehicle to skid:

- A Making an abrupt turn.
- B Changing lanes hastily.
- ☒ C Using a low gear when going downhill.

223. The characteristics of a CAREFUL drive include:

- A Driving slowly on the right lane of the highway.
- ☒ B Responsible, patient and confident.
- C No respect or courtesy towards other road users.

224. We must always look in the rear view and side mirrors while driving so that we:

- A Do not feel drowsy.

☒ B Become aware of the traffic situation in the rear.

- C Can make sure there are no vehicles in front of us.

225. When approaching a railway crossing without gates, you must:

- A Obtain permission of the authorities to cross.
- ☒ B Slow down and make sure it is safe to cross.
- C Accelerate so that you cross before the train does.

226. What action must you take when your rear tyre bursts while you are driving?

- A Brake immediately and stop at the road shoulder.
- B Do not step on the brake pedal, come to a gradual stop on the road shoulder.
- ☒ C Clutch the steering wheel tightly, brake slowly, signal and pull up on the road shoulder.

227. What is the effect of using a mobile phone without the hands-free kit while driving?

☒ A The driver cannot concentrate on his driving.

- B The driver can anticipate obstacles ahead.
- C The driver can be relieved of boredom and drowsiness.

228. When following a vehicle, what is the safe distance rule between both vehicles?

- ☒ A Use the 2-second rule.
- B Use the 10-second rule
- C Use the 12-second rule.

229. When should you put on your seat belt?

- A After starting on your journey.
- ☒ B Before starting on your journey
- C When you see a roadblock.

230. What is the purpose of wearing a helmet when riding a motorcycle?

- A To protect the head from the sun and the rain.
- B To avoid getting a summons from the authorities.
- ☒ C To protect the head in the event of an accident.

231. When the traffic light turns red from amber, you should:

- A Accelerate.
- B Honk and keep moving.
- ☒ C Come to a safe stop behind the white line.

232. Before you start your engine, you should:

- A Depress the clutch and engage the first gear.
- ☒ B Make sure that the gear is free.
- C Depress the clutch and accelerator.

233. Select the correct answer for the obstacle action plan.

- A Plan and act as the situation demands.
- ☒ B Identify, anticipate, decide and act.
- C Check what lies ahead, signal and start moving.

234. When driving along a slippery road, a driver must:

- A Drive with the hazard lights on.
- B Stop and wait for the road surface to dry up.
- ☒ C Slow down to facilitate vehicle control.

235. What is the best way to overcome your anger while driving?

- A Drive faster and turn up the radio volume.
- ☒ B Pull up at a safe spot until you calm down.
- C Glance to your left and right as frequently as possible.

236. Using the high beam while driving at night could endanger the oncoming driver because:

- A The driver of the other vehicle has to stop.
- ☒ B The driver of the other vehicle cannot see the obstacles ahead.
- C The driver of the order vehicle will drive faster.

237. What is the purpose of the handbrake in a car?

- A To slow down the vehicle.
- ☒ B To make sure the vehicle does not move.
- C To move the vehicle forward.

238. What must you do when ascending a steep hill?

- A Use the gear and clutch.
- ☒ B Use a low gear.
- C Use a high gear.

239. When should you overtake the vehicle in front of you?

- A When the vehicle is speeding.
- ☒ B When the vehicle is moving too slowly.
- C When the vehicle makes U-turn.

240. Which is the appropriate lane to be in when you are approaching a roundabout and you intend to turn left?

- ☒ A Left lane.
- B Right lane.
- C Any lane.

241. When should a driver use the high beam?

- A When following a vehicle.
- B When passing a vehicle from the opposite direction.
- ☒ C When driving at night and there are no vehicles coming from the opposite direction.

242. What should you do when your car windscreen cracks while you are driving?

- A Drive on and stop at the nearest workshop.
- ☒ **Slow down, look out through the window and stop at a safe spot**
- C Break the windscreen while driving so that you will have a better view of the road ahead.

243. When manoeuvring a sharp bend, you should:

- ☒ **Reduce speed and keep to the left lane.**
- B Increase speed and keep to the left lane.
- C Increase speed and keep to the right lane.

244. What should you anticipate when driving through a housing area?

- ☒ **Children who may appear suddenly in your path.**
- B Pedestrians who are always attentive to traffic.
- C Motorcyclists who always obey traffic rules.

245. State the attitude of a good driver?

- A Likes racing on the road.
- B Likes driving slowly on the road.
- ☒ **Always patient and considerate.**

246. When driving up a hill with a vehicle ahead of you, you should:

- A Tailgate the vehicle.
- B Overtake the vehicle to get a better view.
- ☒ **Keep a safe distance from the vehicle in front.**

247. To accelerate, you have to press:

- A The brake pedal.
- B The clutch pedal.
- ☒ **The accelerator.**

248. What must you do if the vehicle you are driving suddenly catches fire?

- A Resume the drive cautiously.
- B Stop the vehicle and sound the horn.
- ☒ **Stop the vehicle, turn off the engine and rescue the passengers.**

249. An accident with a vehicle behind you could be avoided if you:

- ☒ **Give signal in good time.**
- B Do not observe the rule of distance.
- C Brake suddenly and quickly.

250. To move your stationary vehicle, you should use:

- A The third gear.
- B The second gear.
- ☒ **The first gear.**

Bahagian C

1. A Probationary Driving Licence (PDL) cannot be changed to a Competent Driving Licence after its lapse for more than:

- A 3 years.
- B 2 years.
- ☒ C 1 year.

2. A Competent Driving Licence (CDL) may NOT be renewed after its lapse for more than:

- ☒ A 3 years.
- B 2 years.
- C 1 year.

3. What is the age requirement for applying for a class B driving licence?

- ☒ A 16 years.
- B 17 years.
- C 18 years.

4. Which rule must be complied with by the holder of a Learner's Driving Licence (LDL) while driving?

- A Bring along the identity card.
- ☒ B Display the 'L' plate.
- C Carry pillion.

5. Which class of licence is required for riding motorcycles?

- ☒ A Class B
- B Class C
- C Class D

6. The 'KEJARA' in KEJARA System stands for:

- A Sistem Kemahiran Jalan Raya (Road Skills System)
- B Sistem Pendidikan Jalan Raya (Road Education System)
- ☒ C Sistem Keselamatan Jalan Raya (Road Safety System)

7. Which one of these is listed in the schedule of offences under the KEJARA System?

- ☒ A Speeding.
- B Driving a non-registered vehicle.
- C Driving a vehicle which has no insurance cover.

8. Under the KEJARA System, which offence would result in the revocation of the Probationary Driving Licence (PDL)?

- A Using worn out tyres.
- ☒ B Failure to comply with traffic lights.
- C Overtaking at double lines.

9. Which class of licence do you need to ride a motorcycle with capacity exceeding 500 cc?

- ☒ A Class B
- B Class B2
- C Class D

10. The condition to be complied with by the holder of a Learner's Driving Licence (LDL) is:

- A display the 'L' plate on the left and right of the motorcycle.
- B display the 'P' plate in the front and back of the motorcycle.
- ☒ C display the 'L' plate in the front and back of the motorcycle.

11. What is the age requirement for applying for a Public Service Vehicle (PSV) Bus driving licence?

- A 17 years
- B 18 years

☒ 21 years

12. What is the age requirement for applying for a class B driving licence?

☒ 16 years

B 17 years

C 18 years

13. Choose the CORRECT answer:

A Class D licence - motorcycle

☒ Class E licence - lorry

C Class A licence - car

14. The validity period for Part II and Part III test results for purposes of application for a driving licence is:

☒ 1 year.

B 2 years.

C 3 years.

15. What is the age requirement for applying for a class D driving licence?

A 16 years.

☒ 17 years.

C 18 years.

16. Pick the correct statement regarding the aim of the KEJARA System:

☒ To reduce the number of road accidents.

B To ensure drivers are able to cope with the stress caused by driving.

C To upgrade facilities for driving on the road.

17. Under the KEJARA System, a Probationary Driving Licence (PDL) may be revoked if its holder accumulates demerit points exceeding:

A 8 points.

☒ 10 points.

C 12 points.

18. What can be done when you have been overseas and your Probationary Driving Licence (PDL) has expired for more than one year?

☒ Forward an appeal to the Road Transport Department.

B Drive without a valid driving licence.

C Stop driving forever.

19. What is the health standard required of an applicant for a driving licence?

A Physically fit and able to hear from a distance of 23 metres.

☒ Physically fit, able to see up to a distance of 23 metres and not colour blind.

C Physically fit, able to hear from a distance of 20 metres and not colour blind.

20. The national speed limit for highways is:

A 100 km/h

☒ 110 km/h

C 120 km/h

21. A Learner's Driving Licence (LDL) is valid for:

A 1 year.

☒ 2 years.

C 3 years.

22. What is the pre-requisite for the issue of a Learner's Driving Licence (LDL) to an applicant?

A Attend KPP 01 and KPP 02 course.

☒ Attend KPP 01 course and pass Part I test.

C Attend KPP 03 course and pass Part I test only.

23. A Probationary Driving Licence (PDL) is valid for:

- A 1 year.
☒ **2 years.**
 C 3 years.
24. You rode your motorcycle carrying your wife and child. What offence did you commit?
- A Allowing children to ride pillion.
☒ **Carrying more than one passenger.**
 C Not wearing crash crash helmet.
25. What must you do before riding a motorcycle?
- ☒ **Wear and secure tightly your crash helmet.**
 B Put on your seat belt.
 C Wear dark clothing.
26. While your Competent Driving Licence (CDL) is suspended under the KEJARA System, you:
- ☒ **may not drive.**
 B may apply for a Learner's Driving Licence.
 C may obtain a Probationary Driving Licence.

27. In the case of a holder of a Competent Driving Licence (CDL) who has accumulated fewer than 15 demerit points, 7 demerit points will be deducted if he does not commit any of the scheduled offences for a period of:
- A 12 months.
 B 18 months.
☒ **24 months.**
28. Under the KEJARA System, the offence of not displaying the 'P' plate while driving may result in the:
- ☒ **revocation of the driving licence.**
 B suspension of the driving licence.
 C freezing of the driving licence.
29. Who will have to approve the eligibility of a disabled person wishing to apply for a driving licence?
- A Employer.
☒ **Certified medical practitioner (doctor).**
 C Parents.
30. What manner of driving constitutes an offence under the Road Transport Act, 1987?

- ☒ **Exceeding the stipulated speed limit.**
 B Complying with the road regulations when driving.
 C Driving with care and consideration.
31. Which is the CORRECT answer regarding the conditions applicable to the holder of a class D Learner's Driving Licence (LDL)?
- ☒ **The holder of a class D Learner's Driving Licence is not allowed to drive a car alone.**
 B The holder of a class D Learner's Driving Licence may drive a car alone.
 C The holder of a class D Learner's Driving Licence does not need to display "L" sign.
32. Which is the CORRECT answer regarding the conditions applicable to the holder of a class B2 Learner's Driving Licence (LDL)?
- A The holder of a class B2 Learner's Driving Licence is not allowed to ride a motorcycle. alone.
☒ **The holder of a class B2 Learner's Driving Licence may not carry a pillion when riding.**

- C The holder of a class B2 Learner's Driving Licence does not need to display "L" sign.
33. What action will be taken against the holder of a Probationary Driving Licence (PDL) who has accumulated 10 demerit points under the KEJARA System?
- ☒ His probationary driving licence will be revoked.
- B His probationary driving licence will be suspended for 1 month.
- C His probationary driving licence will be suspended for 3 months.
34. An expired Probationary Driving Licence (PDL) must be converted into a Competent Driving Licence (CDL) within:
- ☒ 1 year.
- B 2 years.
- C 3 years.
35. Pick the offence under the Road Transport Act, 1987.
- A Not displaying the vehicle's road tax.
- ☒ Not stopping when stopped by other drivers.
- C Switching on motorcycle lights in the daytime.
36. The offence for which demerit points will be imposed under the KEJARA System is:
- A failure to bring along insurance certificate.
- ☒ failure to comply with traffic lights.
- C not wearing the seat belt.
37. How many demerit points will be imposed on the holder of a Probationary Driving Licence (PDL) for failing to display the 'P' plate in the front and rear of his vehicle?
- A 8 points.
- ☒ 10 points.
- C 15 points.
38. What action will be taken against the holder of a Competent Driving Licence (CDL) who accumulates 15 demerit points or more for the first time?
- ☒ His driving licence will be suspended for 6 months.
- B His driving licence will be suspended for 12 months.
- C His driving licence will be suspended for 24 months.
39. What is the best course of action to be adopted by a driver who is drunk?
- A Driving his vehicle back home accompanied by his friends.
- B Getting his friend to sit in the passenger seat to show him the way home.
- ☒ Getting a friend who is not drunk to drive the vehicle or using public transport.
40. Which of these constitutes a traffic offence?
- A Driving in the rain.
- B Driving within the speed limit.
- ☒ Overtaking at double lines.
41. A Competent Driving Licence (CDL) can be renewed for a maximum period of:
- A 3 years.
- ☒ 5 years.
- C 8 years.
42. How long is the period for a Probationary Driving Licence (PDL)?
- A 1 year.
- ☒ 2 years.
- C 3 years.
43. What is the age requirement for an application for a class E Competent Driving Licence (CDL)?

- A 16 years.
- B 17 years.
- ☒ C 21 years.

44. A Learner's Driving Licence (LDL) may be renewed for a period of 3 or 6 months but not for more than:

- A one year.
- ☒ B two years.
- C three years.

45. The validity period of the test result for the purposes of applying for a driving licence is?

- ☒ A 1 year.
- B 2 years.
- C 3 years.

46. What type of licence is issued to the driver of a public service vehicle?

- ☒ A Competent Driving Licence (CDL) and PSV licence.
- B Competent Driving Licence (CDL) and GDL licence.
- C Competent Driving Licence (CDL) and conductor licence.

47. The holder of a Probationary Driving Licence (PDL) MUST display

- A the 'L' plate in the front and at the rear of his vehicle.
- ☒ B the 'P' plate in the front and at the rear of his vehicle.
- C the 'L' and 'P' signs in the front of his vehicle.

48. Action that can be taken under the KEJARA System against the holder of a Competent Driving Licence (CDL) who accumulates more than 15 demerit points for the third time within 5 years is:

- A suspension of the Competent Driving Licence (CDL) for not more than 6 months.
- B suspension of the Competent Driving Licence (CDL) for not more than 12 months.
- ☒ C suspension of the Competent Driving Licence (CDL) for 12 months followed by action to revoke the licence.

49. Under the KEJARA System, the demerit points imposed on a driver who FAILS to comply with traffic lights while driving on the road are:

- A 5 points.
- B 8 points.
- ☒ C 10 points.

50. Why are drivers forbidden to park their vehicles at random in an area with heavy traffic?

- A It would be difficult for the other vehicles to find parking space.
- ☒ B It poses a danger, obstruction and nuisance to other road users.
- C It provides ample room for other vehicles to park.

51. The 'P' plate must be displayed on motorcycles:

- A on the head light at the front of the motorcycle and the other plate above or below the motorcycle registration number.
- ☒ B above or below the head light at the front of the motorcycle and the other plate above or below the motorcycle registration number.
- C above or below the head light at the front of the motorcycle and the other plate on the motorcycle registration number.

52. The 'P' plate must be displayed on motorcars:

- A on the left side of the windscreen and the right side of the rear screen.

- B on the right side of the windscreen and the left side of the rear screen.
☒ on the left side of the windscreen and the left side of the rear screen.
53. A driver who has had his Probationary Driving Licence (PDL) revoked may NOT drive, hold or apply for a driving licence including a Learner's Driving Licence (LDL) for a period of:
- A 3 months.
 B 6 months.
☒ 12 months.
54. The driving licence which does NOT require a probationary period of two (2) years is of:
- ☒ class E.
 B class D.
 C class C.
55. What is the offence committed by the driver who parks his vehicle at a bus stop?
- A Making the bus driver angry.
☒ Parking his vehicle at a forbidden place.
 C Making the bus passengers angry.
56. Which offence would be imposed 15 demerit points under the KEJARA System?
- A Failure to wear the seat belt.
☒ Participating in illegal racing.
 C Not displaying the 'P' plate on the vehicle.
57. What action may be taken against the holder of a Probationary Driving Licence (PDL) under the KEJARA System for participating in illegal racing?
- ☒ Revocation of his Probationary Driving Licence (PDL).
 B Suspension of his Probationary Driving Licence (PDL) for 6 months.
 C Suspension of his Probationary Driving Licence (PDL) for 12 months.
58. Under the KEJARA System, the holder of a Probationary Driving Licence (PDL) will be imposed demerit points for the offence of:
- A failing to display the motor vehicle licence.
☒ failing to display the 'P' plate on his vehicle.
 C failing to bring along his Learner's Driving Licence (LDL).
59. Under the KEJARA System, a Competent Licence (CDL) may be suspended upon accumulating demerit points totalling:
- A 10 points.
☒ 15 points.
 C 20 points.
60. Which one of these constitutes a traffic offence?
- ☒ Parking of vehicle along yellow line.
 B Driving on slippery road.
 C Driving past yellow traffic light.
61. Which group of driver need to hold a Probationary Driving Licence (PDL)?
- A Those applying for heavy motorcar driving licence only.
 B Those applying for E, E1 and E2 driving licence only.
☒ Those applying for the preliminary classes of licence only.
62. Can a candidate WITHOUT a Learner's Driving Licence (LDL) drive on the road?
- A No.
 B Yes, if he is of full age.
☒ Yes, if an instructor is present.

63. Which type of licence is issued to drivers of goods vehicles?

- A Competent Driving Licence (CDL) and PSV licence.
- ☒ **Competent Driving Licence (CDL) and GDL licence.**
- C Competent Driving Licence (CDL) and conductor licence.

64. Which class of driving licence can be applied for by someone who is 18 years old?

- A Class B only.
- B Class D only.
- ☒ **Classes B and D.**

65. What action must you take if you accidentally knock into a child crossing the road?

- A Carry on with your journey to your destination and keep the matter concealed.
- B Leave some compensation money with the child and carry on with your journey.
- ☒ **Stop your vehicle, give the necessary aid and make a police report within 24 hours.**

66. What condition is imposed on the holder of a class D Learner's Driving Licence (LDL)?

- A May not carry passengers or load.
- B Need not display the 'L' plate in the front and rear of the vehicle.
- ☒ **May drive alone.**

67. The holder of a Competent Driving Licence (CDL) who accumulates 15 demerit points for the first time will have his driving licence suspended for:

- A 3 months.
- ☒ **6 months.**
- C 12 months.

68. How many bonus points would be awarded to the holder of a Competent Driving Licence (CDL) who does not commit any of the offences scheduled under the KEJARA System for 24 consecutive months?

- A 5 points.
- ☒ **7 points.**
- C 10 points.

69. How many demerit points would be imposed on a driver who has been convicted of reckless or dangerous driving?

- ☒ **15 points.**
- B 10 points.
- C 8 points.

70. Under the KEJARA System, what penalty could be imposed on the holder of a Competent Driving Licence (CDL) who accumulates 15 demerit points or more for the second time?

- A Revocation of driving licence.
- B Suspension of driving licence for a period not exceeding 6 months.
- ☒ **Suspension of driving licence for a period not exceeding 12 months.**

71. What sentence could be imposed on the holder of a Probationary Driving Licence (PDL) who is convicted of having alcohol content in his breath, blood or urine?

- A May be fined RM1,000/- or three (3) months' imprisonment if convicted for the first offence.
- B May be fined RM1,000/- for the first offence.
- ☒ **May be fined RM2,000/- or six (6) months' imprisonment for the first offence.**

72. What is the alcohol content stipulated in the breath test for the holder of a Probationary Driving Licence (PDL)?

- ☒ **0.00 microgram of alcohol.**
 B 35 microgram of alcohol.
 C 80 microgram of alcohol.

73. Which is the 'P' sign that must be displayed on a vehicle by the holder of a Probationary Driving Licence (PDL)?



74. Which one of these constitutes a traffic offence?

- A Radio not working.
☒ **Vehicle's signal lights not working.**
 C Vehicle maintenance not as per schedule.

75. Choose the place where parking is NOT forbidden,

- A Bus stop.
 B Next to a fire hydrant.
☒ **Parking area.**

76. Which is a traffic offence?

- A Driving courteously and carefully.
 B Driving on a slippery road.
☒ **Driving with expired driving licence.**

77. The objective of the KEJARA System is to:

- A reduce traffic congestion.
☒ **reduce the rate of accidents.**
 C shorten travelling time.

78. What is the requirement needed to sit for Part I of the theory test?

- A Undergone the training module only.
 B Undergone the practical training module only.
☒ **Undergone the KPP 01 training module.**

79. Which is the traffic offence with the highest demerit points for the driver?

- A Using worn out tyres.
 B Not carrying the driving licence.
☒ **Driving recklessly or dangerously.**

80. The holder of a Probationary Driving Licence (PDL) will be given 10 demerit points if convicted of the offence of:

- ☒ **not complying with traffic lights.**
 B not displaying the 'L' plate.
 C not complying with directions given by the traffic warden.

81. What are the highest and lowest demerit points imposed on a driver convicted of an offence under the KEJARA System?

	High	Low
A	20 points	5 points
<input checked="" type="checkbox"/> B	<u>15 points</u>	<u>5 points</u>
C	10 points	5 points

82. What is the age requirement for applying for class B2 and class D driving licences?

- ☒ **16 years, 17 years and above.**
 B 18 years, 21 years and above.
 C 19 years, 25 years and above.

83. Which offence imposes the highest demerit points to a driver?
- A Overtaking at double lines (continuous lines)
 - ☒ **B Driving without care and consideration.**
 - C Using a mobile phone while driving.
84. A Probationary Driving Licence (PDL) may be revoked if its holder commits the offence of:
- A failing to give way to an RTD vehicle
 - ☒ **B failing to display the 'P' plate on the vehicle.**
 - C failing to carry the Learner's Driving Licence (LDL) when driving.
85. What may NOT be done by a driver whose driving licence has been suspended?
- ☒ **A Drive on the road.**
 - B Commute by public transport.
 - C Warm up his vehicle engine.
86. What is the penalty or fine for a driver who drives while his driving licence has been suspended?
- ☒ **A Fine of RM2,000 or 6 months' imprisonment.**
- B Barred from driving for one year.
C Barred from applying for a driving licence.
87. The holder of a driving licence revoked under the KEJARA System may not obtain any driving licence for a period of:
- ☒ **A 12 months from the date of surrender of licence.**
 - B 12 months from the date of revocation of licence.
 - C any period deemed fit and proper.
88. The holder of a Probationary Driving Licence (PDL) is required to display the 'P' plate on the vehicle used by him for a period of:
- A 1 year.
 - ☒ **B 2 years.**
 - C 3 years.
89. Which offence will impose 5 demerit points on the holder of a Probationary Driving Licence (PDL) under the KEJARA System?
- A Not complying with traffic lights while driving.
 - B Not displaying the 'P' sign.
 - ☒ **C Not carrying the driving licence while driving.**
90. Why was the KEJARA System introduced?
- A To act against holders of a probationary driving licence only.
 - ☒ **B To act against traffic offenders.**
 - C To act against the holders of a competent driving licence only.
91. Which one of these constitutes a traffic offence?
- ☒ **A Driving an unregistered motor vehicle.**
 - B Driving a registered motor vehicle.
 - C Driving a motor vehicle at night.
92. A Learner's Driving Licence (LDL) may be renewed:
- A annually.
 - B annually or semi-annually.
 - ☒ **C once every 3 or 6 months.**
93. Under the KEJARA System, a Competent Driving Licence (CDL) may be revoked when the KEJARA points reach:
- A 15 demerit points or more for the first time.

B 15 demerit points or more for the second time.

☒ 15 demerit points or more for the third time in 5 years.

94. The KEJARA System is enforceable upon the:

A holders of the probationary driving licence.

B holders of the competent driving licence.

☒ holders of the competent as well as probationary driving licences.

95. To whom must breath, blood or urine samples be given when required to do so?

A The nurse.

☒ The police officer.

C The doctor.

96. Who qualifies for a bonus under the KEJARA System?

A Holders of the Learner's Driving Licence (LDL)

B Holders of the Probationary Driving Licence (PDL)

☒ Holders of the Competent Driving Licence (CDL)

97. Which offence is included in the scheduled offences under the KEJARA System?

A Not stopping at a roadblock

B Overtaking on the left.

☒ Speeding.

98. Which licence is categorised as the Vocational Driving Licence?

A Probationary Driving Licence (PDL).

☒ Goods Driving Licence (GDL).

C Competent Driving Licence (CDL).

99. What is the requirement for converting a Probationary Driving Licence (PDL) into a Competent Driving Licence (CDL)?

A Completed the probationary period of 1 year with less than 10 demerit points.

☒ Completed the probationary period of 2 years with less than 10 demerit points.

C Completed the probationary period of 3 years with less than 10 demerit points.

100. How early can a Probationary Driving Licence can be converted into a Competent Driving Licence?


☒ 7 days before the expiry of the probationary period.

B 14 days before the expiry of the probationary period.

C 21 days before the expiry of the probationary period.

EXERCISE BOOK

TRAFFIC RULES EXAMINATION DRIVER'S CURRICULUM GUIDE



Semenanjung Malaysia: RM12.00
Sabah / Sarawak: RM15.00

